

SYNTHESIS REPORT ON

CURRENT AND EMERGING YOUTH POLICIES

AND INITIATIVES WITH LINKS TO

AGRICULTURE: The Case of Malawi, Mauritius,

South Africa, Swaziland, Tanzania and

Zimbabwe

JUNE 2012

Disclaimer

Report compiled by:

Dr. John Omoti

This publication has been produced with the financial support from the Technical Centre for Agricultural and Rural Co-operation (CTA). The content of this publication can in no way be taken to reflect the views of CTA . Furthermore, the designations employed and the presentation of material in this publication do not imply the expression of any opinion whatsoever on the part of CTA, representative of FANRPAN or of the cosponsoring or supporting organizations concerning the legal or development status of any country, territory, city or area or its authorities, or concerning the delimitation of its frontiers and boundaries.



Food, Agriculture and Natural Resources Policy Analysis Network

Hereafter known as “FANRPAN”

141 Cresswell Street, Weavind Park 0184

Private Bag X2087, Silverton 0127

Pretoria, South Africa

Tel: +27 12 804 2966; Fax: +27 12 804 0600

Email: policy@fanrpan.org

FOREWORD

Sub-Saharan African (SSA) countries have a unique population profile, with 44 percent of its population being under the age of 15, making it the youngest region of the world. Today, two out of three inhabitants of SSA are under 25 years of age. SSA is home to over 200 million young people, who are employed primarily in agriculture, where they account for 65% of the total employment. Thus, young Africans are the key to the development of African agriculture. However, the main policy concern is that many are unable to fulfill their potential because of poverty, hunger, poor health and lack of education. The dire situation shows that the majority of youth lack the proper skills needed to gain employment in other formal sectors, with rural youth typically, but often fruitlessly, migrating from rural areas in search and hope of better economic opportunities in the towns and cities.

In spite of the formally recognized role of agriculture in job and wealth creation for young people, the nexus between youth and agriculture has only partially and insufficiently been developed and translated in public policies at the national, regional or continental level. For Africa to achieve food security, the youth must be regarded as critical agricultural players who need and deserve special attention, support and follow-up. With their energy, passion and talents, they can help to solve many of the serious problems that Africa faces today. But first the youth must be given the tools they need to drive Africa's green revolution while also safeguarding the continent's natural resources and the environment. Youth need to be part of decisions and policy-making processes for agriculture in Africa as they are the generation that will have to ensure that the continent's growing population is fed.

The FANRPAN 2011 Regional Multi-stakeholder Food Security Policy Dialogue meeting in September 2011 re-affirmed that there are opportunities for youth engagement in agriculture policy formulation and development. During the meeting, stakeholders vowed to strengthen and involve their countries' youth in public policy formulation and development. They further pledged to have a Plan of Action in their respective countries with implementable strategic plans and financial resources. However, before this happens, the stakeholders called for

baseline data on what public policies and initiatives are currently available on youth in member countries' agricultural sector.

Subsequently, in November 2011, FANRPAN contracted six youth consultants to conduct country case studies on current and emerging youth policies and initiatives with a special focus on links to agriculture in the following selected countries:- Malawi, Mauritius, South Africa, Swaziland, Tanzania and Zimbabwe. The consultants were tasked to identify spaces and opportunities for developing national 'youth and agriculture policies' within the agricultural sector and make appropriate policy recommendations.

This is a synthesis report of the six-country case studies and focuses on their progress towards involvement of the youth in the formulation and implementation of the "youth and agriculture" policies in each country. The intention is not to evaluate country programs or to compare achievements of the countries. We hope national authorities and their partners will use this report to re-orient their efforts in order to meet the targets of involving the youth in public policy formulation and implementation of programmes in the agricultural sector.

The sampled countries should use this report as a source of inspiration to re-dedicate themselves to increase these efforts. It is our common responsibility to face the challenges of converting youth perception that agriculture is a sector that cannot be converted into business enterprises and the future into reality.

Lindiwe Majele Sibanda (Ph.D)

Chief Executive Officer

Table of Contents

FOREWORD	iii
ABBREVIATIONS AND ACRONYMS	vii
EXECUTIVE SUMMARY	viii
CHAPTER ONE: INTRODUCTION	1
1.0 Background.....	1
1.2 Objectives of the Study	3
1.3 Research Questions.....	3
1.4 Output of the study.....	4
1.5 Structure of the Report	4
1.6 Limitations of the Study	5
CHAPTER TWO: SOCIO ECONOMIC PROFILES OF SELECTED COUNTRIES	7
2.1 Socio-Demographic Profile of Selected Countries	7
2.2 Background Information of the Case Study Countries	8
CHAPTER THREE: METHODOLOGY	27
3.0 Introduction.....	27
3.1 Mauritius	27
3.2 Malawi.....	28
3.3 South Africa	29
3.4 Swaziland.....	30
3.5 Tanzania	30
3.6 Zimbabwe.....	31
CHAPTER FOUR: CASE STUDY FINDINGS	32
4.0 Introduction.....	32
4.1 Coverage of youth and agriculture in national youth policies.....	32
4.2 Incentives to attract youth to agriculture.....	39
4.3 Youth Perceptions towards Agriculture	43
4.4 Role of Regional institutions, NGOs and other Private sector initiatives	45
CHAPTER FIVE: POTENTIAL INVESTMENT PROJECTS IN THE AGRICULTURAL SECTOR VALUE CHAINS FOR YOUTH	49

5.0	Introduction.....	49
5.1	Value Chains in the Agricultural sector	49
5.2	Agricultural clusters for the youth	51
5.3	Engaging the youth in agriculture	51
CHAPTER SIX: CONCLUSIONS AND RECOMMENDATIONS		53
6.0	Introduction.....	53
6.2	Conclusions.....	53
6.3	Recommendations	54
	References.....	57

ABBREVIATIONS AND ACRONYMS

AGRA	Alliance for a Green Revolution in Africa
AU	African Union (AU),
CAADP	Comprehensive Africa Agriculture Development Programme
CBOs	Community Based Organizations
COMESA	Common Market for Eastern and Southern Africa
FANRPAN	Food, Agriculture and Natural Resources Policy Analysis Network
GDP	Gross Domestic Product
GNI	Gross National Income
IFAD	International Fund for Agricultural Development
ILO	International Labour Organization
IOC	Indian Ocean Commission
MDGs	Millennium Development Goals
NEPAD	New Partnership for Africa's Development
NSO	National Statistical Office (Malawi)
SADC	Southern African Developing Community
SPSS	Statistical Package for Social Scientists
UNDP	United Nations Development Programme

EXECUTIVE SUMMARY

At the FANRPAN Regional Multi-stakeholder Food Security Policy Dialogue meeting in September 2011, stakeholders re-affirmed that there are numerous opportunities for youth engagement in agriculture policy development and entrepreneurship activities. During the meeting, stakeholders pledged to strengthen and involve their countries' youth in public policy formulation as well as to have a Plan of Action with implementable strategic plans and financial resources. As the current situation on the same issue is not known, the stakeholders called for baseline data on what policy and initiatives are currently in place on youth engagement in agriculture policy development and entrepreneurship activities in member countries' agricultural sector. Six case study reports were produced from sampled FANRPAN member states, namely, Malawi, Mauritius, South Africa, Swaziland, Tanzania and Zimbabwe, and have been synthesized into this report.

With this synthesis report of the six case studies, FANRPAN is fulfilling its mandate of providing evidence-based public policy options of involvement of the youth in the formulation and implementation of the youth policy and programmes in the agricultural sector in selected countries. The report touches on four thematic areas of study; (i) current national youth and agriculture policies and initiatives, (ii) perception of youth on changing realities of agriculture, (iii) key institutions, mechanisms and tools for the engagement of youth in policy formulation and implementation processes, and (iv) investment opportunities available in the agricultural sector.

The following is a summary of the findings from each thematic area.

(a) Youth and agriculture policies and initiatives

All the countries surveyed reported having a national agricultural and youth policy and programmes. However, these do not directly address the need for the active involvement and participation of youth in the agricultural sector. Although varying degrees of effort have been leveraged to facilitate the mainstreaming of the youth into the agenda of economic national development, through participation in the agricultural sector, some of these seem to have been ad hoc and lack the necessary integrated approach needed to make them more effective.

(b) Perceptions of youth on changing realities of agriculture

The majority of youth seem to have a lacklustre attitude towards agriculture. As one youth put it, *“If you look at the conditions of farmers, there is no way you can be attracted to be a farmer”*. The report decries lack of information, inadequate enabling environment as some of the factors affecting youth perception about agriculture, particularly its potential and opportunities.

However, there are also youth who perceive a future in agricultural activities, with particular emphasis on the technological aspects such as information and communications technology (ICT). Given the emerging importance of technological innovation in development globally, this would be an opportunity worth investing in. A high percentage of youth in the selected countries are engaged in ICT in one respect or another.

(c) Institutions, mechanisms and tools for the engagement of youth in policy formulation and implementation processes

All the sampled case study countries reported having almost similar institutions and mechanisms for their engagement and funding their initiatives. All have some Ministry responsible for youth affairs and sports, a National Youth Council, a Youth Enterprise Development Fund, NEPAD and CAADP compact as institutions and mechanisms for their engagement and funding their initiatives. However, most of them are recent institutions and initiatives (e.g., Malawi Youth Enterprise Development Fund and Young Agricultural Entrepreneurial Scheme in Mauritius) that have not created any meaningful impact on the ground.

(d) investment opportunities available in the agricultural sector

Although FANPRAN stakeholders’ dialogue re-affirmed that there are opportunities for youth engagement in agriculture policy formulation and development, the studies hardly touched on the area of opportunities. A few countries listed a number of investment opportunities for the youth engagement in the agricultural value chains including production, processing and

marketing of different commodities, cold chain development, farm input supply, transport and logistics, storage services, wholesaling and brokerage services, packaging and offering training and consultancy services in agricultural sector. However, they were not profiled and therefore rather difficult to know whether they are attractive to any youth.

Recommendations

Based on the case studies, the following recommendations are made:

Ensure proper coordination of existing agricultural programmes for youth programmes run by different stakeholders(banks, training centres, ministries etc) including proper communication on procedures and benefits for each scheme/initiative

The youth should be included in policy making decisions and implementation processes

Agriculture should be included in the education system from primary level. This will promote help develop an interest in agriculture from a young age

Provide incentives targeted to youth and ensure that the youth are aware of such incentives

There is need to improve access to land for youth to enable them engage in agricultural projects

Develop attractive loan and credit facilities for youth agricultural projects.

Encourage use of ICTs in agriculture e.g. agricultural marketing using social media in order to attract more youths

Improve visibility of Schemes/Programmes provided to the farming community by publishing them in a government portal so that youths know what is at their disposal and how can use them.

Increase investment in Agriculture and develop programmes that meet the different category of youth

Introduce mentorship programmes to guide youths on ways of making a living from in agriculture

Finally, the region member countries should use this report as a source of inspiration to accelerate their efforts to achieve the targets set at the meeting. All member states must re-dedicate themselves to increase their efforts to attain or even exceed the meeting targets. It is our common responsibility to face the challenges of converting youth perception that agriculture is a sector that cannot be converted into business cases and the future into reality.

CHAPTER ONE: INTRODUCTION

1.0 Background

In September 2011, Regional¹ Multi-stakeholder Food Security Policy Dialogue stakeholders met in Swaziland to explore opportunities and lay strategies for active engagement of youth in public policy formulation and development in their respective countries' agricultural value chains. The meeting re-affirmed that there are opportunities for youth engagement in agriculture policy formulation and development and pledged to strengthen and involve the youth in public policy formulation.

Sub-Saharan African (SSA) countries have a unique population profile, with 44 percent of its population being under the age of 15 years, making it the youngest region of the world Africa. Two out of three inhabitants of SSA are under 25 years of age. SSA is home to over 200 million young people, who are employed primarily in agriculture, where they account for 65% of the total employment. Thus, young Africans are the key to the development of African agriculture. However, the main policy concern is that many of the youth are unable to fulfill their potential because of poverty, hunger, poor health and lack of education. The majority of youth lack the proper skills needed to gain employment in other formal sectors, with rural youth typically, but often fruitlessly, migrating from rural areas in search and hope of better economic opportunities in the towns and cities.

In spite of the formally recognized role of agriculture in job and wealth creation for young people, the nexus between youth and agriculture has only partially and insufficiently been developed and translated in public policies at the national, regional or continental level. For Africa to achieve food security, the youth must be regarded as critical agricultural players who need and deserve special attention, support and follow-up as they possess the energy, passion and talents that can help to solve many of the serious problems the continent faces today.

¹ FANRPAN has country nodes in Angola, Botswana, Congo DRC, Kenya, Lesotho, Madagascar, Malawi, Mauritius, Mozambique, Namibia, South Africa, Swaziland, Tanzania, Uganda, Zambia and Zimbabwe.

During the dialogue, the Prime Minister of Swaziland emphasized the need to ‘enhance knowledge to ensure that the youth get involved in agriculture and that the success of agriculture depends on the continuity and transfer of knowledge to the youth’. The Prime Minister lamented the conspicuous absence of the youth in the agricultural sector and encouraged a change in the perception towards agriculture as a means to ‘win the war against poverty and hunger’. The youth need to be involved in agriculture to implement new technologies and help grow the sector at an early age so that they can take the industry forward.

However, there are some prerequisites to be put in place in order to facilitate their active and productive engagement in agriculture. First, the youth must be given the tools they need to drive Africa’s green revolution while also safeguarding the continent’s natural resources and the environment. Second, the youth need to be part of decisions and policy processes for agriculture in Africa as they are the generation that will have to ensure that the continent’s growing population is fed. Third, there is need to have a Plan of Action in their respective countries with implementable strategic plans and financial resources.

For this to happen, there is need to take stock of what public policies and initiatives are currently available on youth in each of the countries’ agricultural sector. This is because the current state of knowledge indicates that no comprehensive studies have been conducted to inform the extent to which the current and emerging national youth policies and initiatives are linked to agriculture; a sector highly recognized as the engine for economic growth and development for many developing African countries.

Subsequently, in November 2011, FANRPAN commissioned six youth consultants to conduct country (Malawi, Mauritius, South Africa, Swaziland, Tanzania and Zimbabwe) case studies to assess how the current and emerging national youth policies and initiatives linked to Agriculture.

1.2 Objectives of the Study

The broad objective was to lay strategies on how to involve the youth in the formulation, development and implementation of agricultural sector policies and programmes in the FANPAN member countries. The specific objectives of the study were to:

- i. Conduct a baseline survey to establish baseline data on youth policies and initiatives currently in place in agriculture policy development and entrepreneurship activities in case study countries.
- ii. identify gaps and opportunities for developing national youth and agriculture policies within agricultural sector and make appropriate policy decisions.
- iii. investigate the current participation level and coverage of rural and urban youth in agriculture and their perceptions towards the sector based on the current realities in the sector including climate change, global rising food prices, food crisis, emerging demand for bio-fuel, renewed policy attention and other emerging opportunities.
- iv. investigate and assess how the key institutions as well as current tools, and mechanisms and policy instruments available have mainstreamed youth agenda, and,
- v. Profile investment opportunities for youth engagement in the agricultural value chains as producers, processors, entrepreneurs, employees, consumers and citizens.

1.3 Research Questions

In analyzing the country case studies, the consultant in each sampled case study country was guided by the following research questions which formed the Terms of Reference:

1. What is the coverage of youth and agriculture in current national youth policies and other policies?
2. What are youth perceptions' of agriculture?

3. What are the regional institutions, mechanisms and tools for the engagement of youth in agriculture?
4. What opportunities exist for streamlining youth in agriculture?

1.4 Output of the study

The main output from this study is six case-study countries' reports highlighting the current state of knowledge on policies, programmes, institutions and opportunities for the youth engagement in the formulation and implementation of agricultural sector policies in each member country. This would serve as a baseline as the current state of knowledge indicates that no comprehensive studies in each member country have been conducted to inform the extent at which the current and emerging national youth policies and initiatives are linked to agriculture; a sector highly recognized as the engine for economic growth and development for the member countries

It is envisaged that the gaps identified through the study will unveil opportunities in the sector and provide space to develop new national youth and agricultural policies to establish an enabling policy environment for increased participation and engagement of youth in agriculture to create jobs and wealth to sustain their livelihood and contribute to achieving overall national development aspirations.

The findings from the country case study therefore stand to benefit the youth, policy makers, CSOs, private sector institutions, academia, research institutions and development partners in the agriculture and youth sector to make informed policy choices and actions in youth economic empowerment and development initiatives through agriculture as a business enterprise.

1.5 Structure of the Report

The report is comprised of six chapters. Each of the chapters begins with the background on the items in the terms of reference to provide the context for the analysis of available information that follows. The background information is provided in Chapter One which gives way to Chapter Two that describes the socio- economic profiles of case study member countries.

Chapter Three touches on study methodology. The study findings are reported in Chapter Four and organized in four thematic areas namely; youth perceptions of agriculture, Regional institutions, mechanisms and tools for the engagement of youth in policy processes, Opportunities for streamlining youth in agriculture and coverage of youth and agriculture in current national youth policies and other policies. An additional Chapter Five on the potential investment opportunities and projects in the agricultural value chains found in each country has been included, followed by the last chapter on conclusions and recommendations derived from an analysis of current situation.

1.6 Limitations of the Study

The production of Case Study Reports faced several challenges, especially in the collection of data from key stakeholders in all the case study countries. The first limitation stems from the fact that in carrying out this study which covered four months (November, 2011 – March, 2012). There were assumptions that key informants would be available for interviews as planned. However, challenges emerged in the process in that most key informants selected in the study were in the prolonged year-of-end festive holiday; hence were not available to attend the interviews as scheduled.

A second limitation stems from delayed disbursement of the funding for the study from FANRPAN. It was anticipated in November but became available at the end of December, 2011.

The study intended to focus on review work yet certain information would have required data collection for proper analysis. Where such gaps were identified, particularly where there is no available data to explain such policy gaps, this report resisted a temptation of creating its own new data, but went on to deal extensively with the policy gaps in its recommendations.

An overriding limitation was the Zimbabwe case study where findings were solely based on secondary data. Although a limited number of interviews were done, they were mostly to gain an appreciation of youth perspectives. Certain current government-led processes in youth development and indigenisation policy development have also not been well documented due to a lack of resources.

Finally, like in most studies of this nature, time allocated was another limitation.

CHAPTER TWO: SOCIO ECONOMIC PROFILES OF SELECTED COUNTRIES

2.1 Socio-Demographic Profile of Selected Countries

The Socio-Demographic Profile of the six case study countries indicates that about 35 percent of its population consists of youth, defined as people between the ages of 15-35 years. With an average of 74 percent of the people in the case study countries being youth and below, the region therefore boast of a youthful and dependant population. The socio-economic profile of the case study countries is shown in Table 2.1.

Table 2.1 Socio-economic characteristics of case study countries

Country/Variable	Malawi	Mauritius	South Africa	Swaziland	Tanzania	Zimbabwe
Size of country ('000 sq km)	114	2	1, 219	17	947	391
Population (Million)	15.4	1.3	50.7	1.2	46.2	13
Population Density (per sq km)	148	628	39	0.6	46	35
Proportion of Youth Population (%)	40	24	37	43	35	35
Range of Youth Age (Yrs)	10-29	14-29	18-35	15 –35	15-35	15-35
Population of Youth '000	1,600	306	18,500	430	11,770	2,210
Proportion of Population below 15 years (%)	44.9	25.3	33.1	43.5	45.3	43.1
Gross Domestic Product (billion - US\$)	3.5	7.0	274	3.9	3.1	4.5
Contribution of Agric. to GDP (%)	34	4	18	11	45	17
GDP per capita (US\$)	794	12,838	10,2780	4,998	1,362	N/A
Life expectancy (years)	54.2	73.3	52.8	48.7	58.2	51.4
Adult literacy rate (%)	73.7	87.9	88.7	86.6	72.9	91.9
GDP Growth Rate /year (2003-2009)	6.3	4.7	4.1	2.5	6.7	0.0 ²
Source: UNDP 2011: World Development Report						

² The Zimbabwean dollar ceased circulating in early 2009 and the economic growth rate was nil in 2009 whereas it contracted by 3.8% in 2006 and contracted by 4.5% in 2008.

2.2 Background Information of the Case Study Countries

2.2.1 Republic of Malawi

The current national youth policy defines the youth in Malawi as those aged between 10–29 years. According to the country socio-demographic profile, the total population of Malawi is 15.4 million with 84.7% living in the rural areas. The youth bulge indicates that 60% of the population is under the age of 20 years, 48% under 18 years and 40% between 10-29 years, while the life expectancy is at 54.2 years (UNDP, 2011). Malawi has a largely youthful and dependent population.

At the international front, Malawi has been rated as one of the world's poorest and least developed countries ranking position 153rd out of 169 (UNDP, 2011). The head count for 2009 registered 39% of the population living below poverty line. Given the youth bulge, it could be safely concluded that the majority affected by poverty are the youth in the rural areas.

The 2011 economic indicators show the country's GDP stood at US\$ 3.5 billion and GNI per capita of US\$ 794 of which 34.7% is a contribution from agriculture. In addition, agriculture generates 80% of the foreign exchange earnings and contributes 80% of the total national workforce. The national budget allocation on agriculture in 2010/2011 fiscal year was 32% with 50% on Fertilizer Input Subsidy Programme (FISP) targeting 1.6 million vulnerable households. An improvement of poverty head count from 50% in 2005 to 39% in 2009 is largely attributed to the success of FISP which improved availability of food at household level above the national requirement of 2.5 million metric tonnes per annum.

Annual growth averaged around 7 percent during the same period, well above the sub-Saharan average; Malawi ranked among the top 20 performers on several Millennium Development Goals (MDGs) indicators; Gross Domestic Product (GDP) increased over 40 percent from US\$ 1.8 billion to US\$ 2.5 billion; GDP per capita rose almost a third, from US\$ 130 to US\$ 166 and gin coefficient fell from 0.62 to 0.39 (Vandermoortele and Bird, undated). Therefore agriculture is the most important sector and engine for economic growth and development for Malawi.

Investment opportunities for Youth in the Agricultural sector

Malawi has a total land surface area of 9.4 million hectares and 5.6 million hectares of which is agricultural land with arable land making 60.4%. In most cases farmers cultivate only once in a formal seasonal year as the country highly depends on rain-fed agriculture despite one fifth of its 118,500 km² total surface area covered by water of Lake Malawi and availability of a number of water streams that run throughout the year, potentially able to support irrigation farming. Currently, out of 48,000 hectares of land suitable for irrigation only 14,000 hectares is under irrigation.

Low productivity and production of agriculture is due to low use of fertilizer and pesticides to increase crop yields per hectare. Since 2007, the country has consumed an average fertilizer amount of 302,547 tons per year. However, with the recent Fertilizer Input Subsidy Program by Government; distributing fertilizer, seeds and chemicals to 1.6 million vulnerable households at a price of US\$ 3 per 50 kg bag (1 US\$ = K167) has increased the appetite of this core group and appreciated the impact of fertilizer on productivity. This therefore prepares the future input markets and creates opportunities to youth that choose to engage in agro-dealership to sell fertilizer, seeds and chemicals. Farm mechanization is also at its lower level and is mainly driven by large-scale commercial farmers in the major corporations including Illovo Sugar Corporation Ltd, Exagris Africa and Press Agriculture Corporation Ltd. In a sector with agricultural population of 11 million (NSO, 2008), the number of tractors in use was recorded at 1,400 as of 2007.

Malawi had a total of 870, 622 cattle, 2.7 million goats, 928,952 pigs and 11 million chickens in 2007. However, the livestock sector is still highly under-developed against demand, evidenced in the huge importation of meat and dairy products. The fishing sector is an important industry that registered 66,500 tons and 1,500 tons of capture fish and aquaculture fish production, respectively (NSO, 2008). However, the 2012 report by Fisheries Department has expressed concern of a gradual decrease by 30% of the most demanded Chambo/Tilapia fish in Lake Malawi.

Other opportunities also exist in agriculture service industries including transport and logistics, storage, training and consultancy services as well as marketing and distribution. There are only a few service providers offering these specialized services and most of them are based in the

urban areas in designated industrial sites like Kanengo in Lilongwe and Nkata in Blantyre. However, with the recent promotion of small-scale based agricultural commercialization, the movement of commodities from the point of production to the structured markets and the need to construct modern storage facilities near the production sites in the rural areas to maintain quality of produce and reduced post harvest losses will keep on the increase.

The concept of agribusiness is still new to most farmers although they stand to open up opportunities to offer training and consultancy services, especially in business advisory services in export marketing, achieving quality and food safety requirements for the world markets as well as develop bankable business plans to access export financing and ensure systematic business level activity implementation in the smallholder-based supply chains.

2.2.2 Republic of Mauritius

The Republic of Mauritius is a small tropical volcanic island of whose total surface area is about 2045 km², with an Exclusive Economic Zone (EEZ) of 1.9 million km², extending 200 nautical miles from its coast. The island of Mauritius is almost entirely surrounded by coral reefs (Anon, 2011) and is situated in the West Indian Ocean at about 2,200 Km off the southern east coast of Africa. The Republic of Mauritius also comprises of some outer islands: Rodrigues (surface area: 10,800 ha), Agalega, St. Brandon, Tromelin and some other small islets.

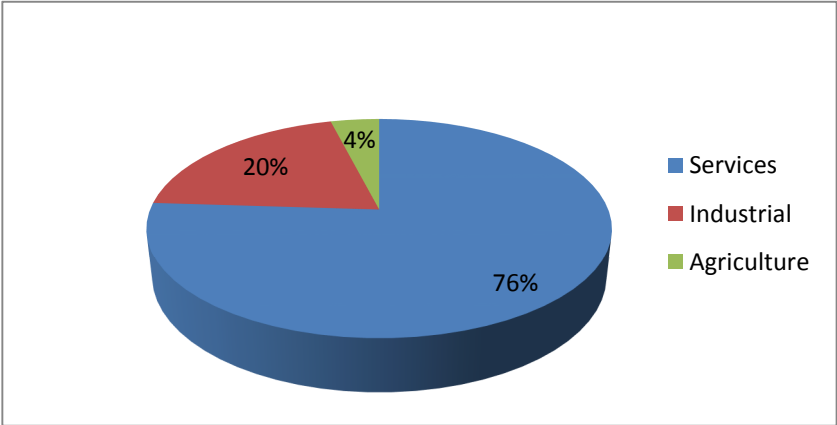
Mauritius has an estimated population of 1.28 million, and population density of 628 people per km², with a population growth rate estimated at 0.5% (CSO, 2010). In Mauritius, a “youth” is defined as any person between 14 and 29 years of age. However, these youths are different from one another, depending on their residence, religion, community, socio-cultural and educational backgrounds. The Government of Mauritius acknowledges the fact that Mauritian youths are the assets of the country and they are potential candidates on the labour market. Moreover, they also represent a window of opportunity for economic growth and guarantors of future generations.

The main pillars of the Mauritian economy are tourism, manufacturing, financial, ICT and Agriculture (Anon, 2010). It had an estimated Gross Domestic Product (GDP) of US\$ 9,728

billion in 2011 and is considered to be an upper middle income country with its Gross National Income (GNI) per capita at US\$ 12,838. The poverty rate is low (World Bank, 2012). Mauritius is a member of several regional organizations, namely the African Union (AU), The Common Market for Eastern and Southern Africa (COMESA), the Commonwealth of Nations, the Indian Ocean Commission (IOC), the Organisation Internationale de la Francophonie, and the Southern African Developing Community (SADC).

Presently, 43% of arable land in Mauritius is under Agriculture, in which 89.2% is under sugarcane cultivation and the remaining land is occupied by other agricultural activities (CSO, 2010). The main cultivated crops grown over the island are potatoes, onions, tomatoes, carrots, chilies, crucifers, garlic and ginger. The contribution of agriculture in the country's GDP has decreased considerably. In the late 1970's, agriculture's contribution to the economy was 23% and has presently decreased to 4% (Anon, 2010). The Figure 1.1 shows the contribution of Agriculture to the Mauritian Economy.

Figure 1.1: Contribution of different sectors to the Mauritian economy



Source: Digest of Agricultural Statistics, Central Statistics Office, 2010

The agricultural sector is facing some constraints regarding its growth: a narrow domestic market, ageing farming population, land scarcity and a high cost of production (both sugar and non-sugar sector). Apart from the global food crisis and soaring food prices, Mauritius is fighting other challenges like the cut in its guaranteed sugar import price by the European Union (Price

of sugar decreased by 36%) and the rise in world energy prices. The sugar sector is also going through a difficult phase.

Between 2008 and 2011, around 70% of the net food requirements of Mauritius (direct consumption and raw materials for agro-processing) were imported. The net food import bill for Mauritius has increased from Rs 8.4 billion in 2001 to Rs 27.5 billion in 2008 (Anon, 2010). Mauritius is considered as a net food importer.

The Mauritius Government has taken note of the impact of the trade liberalization policy, the rapidly increasing demand for food from emerging countries, the decrease in food production globally, and the increase in production of bio-fuels on a net-importing country like Mauritius. With a view to reduce dependence on food import, a series of programs have been initiated with a view to,

- Develop self-sufficiency, whereby the emphasis is on potatoes, onions, tomatoes (for processing), maize, milk, meat and fish products
- Develop a modern agricultural and fisheries sector in line with the sophistication taking place in other sector of the Mauritian economy
- Sharpen its competitive edge on the export front with quality and diversified products, taking into account trade liberalization, globalization and cross-border initiatives
- Empower economically and technically the agricultural community, especially youngsters, by giving them opportunities, training and support to become agricultural entrepreneurs
- Seize all opportunities on the regional front for food production and to develop Mauritius into an agro-business hub through cross-border initiatives
- Address synergistic linkages between tourism and agriculture for promoting island food and beverage supply chains, hospitality and agro-tourism
- Encourage artisanal fishermen to fish off-lagoon and entrepreneurs to invest in the fisheries and aquaculture sector

By promoting these, the aim of the government is to shift from the agricultural sector to an agro-Industry, which would address the challenges faced in the sector. Through policies and

schemes, the government of Mauritius has been encouraging smallholders to increase their production by shifting their production system and adopting new technologies and modern production techniques, while conserving natural resources by practicing sustainable agriculture. Agriculture today has changed to agri-business, whereby the next generation of farmers will be at the forefront of this knowledge-intensive agriculture.

Mauritius has an ageing farming population, it is felt that there is a need to engage youth in the sector since it is well known that the adoption of new technologies and innovations takes place in different phases and youths are more likely to adopt new technologies (the use of ICTs, practice climate-smart agriculture etc.) than current experienced farmers. Substantial and sustained investments in that generation are essential if their energies and ambitions are to be harnessed (Dalla Valle *et al.* 2011). The problem of youth unemployment in Mauritius will be reduced as the agricultural sector has the potential to generate employment to these youths.

2.2.3 Republic of South Africa

The Republic of South Africa is a fairly large country whose total surface area is about 1,219 km², with an Exclusive Economic Zone (EEZ) of 1.9 million km², extending 200 nautical miles. The country has an estimated population of 50 million people, and population density of 39 people per km², with a population growth rate estimated at 0.5%. A “youth” is defined as any person between 18 and 35 years of age and as is the case in all societies, youth are **not** a homogenous group. Accordingly, South Africa has divided its youth into the following youth subgroups:

- School going youth
- Out-of-school youth
- Unemployed youth
- Employed youth
- Rural and urban young men and women
- Youth in conflict with the Law
- Young women
- Young people with Disabilities

- Young men and women heading households
- HIV / Aids Infected and Affected Youth

The 2011 economic indicators show the country's GDP stood at US\$ 274 billion and per capita of US\$ 10,278 of which 18% is a contribution from agriculture. Annual growth averaged around 4.1 percent during the period 2003-2007, well above the sub-Saharan average.

South Africa has a dual agricultural economy: a well-developed commercial sector and a subsistence sector predominantly occupied by resource-poor black farmers. However, while the opposition between white large-scale commercial farmers and black small-scale subsistence farmers has been used for long and remains valid, South Africa's agriculture is best described today as a three-tiered sector.

First, an estimated 35,000 large-scale commercial farmers, predominantly of white origin own farms with an average size of 2,500 hectares. About 82 million hectares of land was owned by 60,000 white farm divisions (Levin and Weiner, 2003). These farmers produce 95 per cent of all marketed outputs and they collectively occupied 87 per cent of the agricultural land in 2003, and there is no indication that this figure has significantly changed since then. A second category of farmers is composed of approximately 200,000 black farmers "emerging" since 1994. It is estimated that 13 million people lived in "homelands" (rural & segregated areas for blacks during apartheid) in poor living conditions. South Africa has a large proportion of its population residing in rural areas and is involved in some agriculture-related activity.

Productivity - About 12% of the country can be used for crop production. High-potential arable land comprises only 22% of total arable land. Some 1.3 million hectares (ha) are under irrigation. Agricultural activities range from intensive crop production and mixed farming to cattle ranching in the bushveld, and sheep farming in the more arid regions. The largest area of farmland is planted in maize, followed by wheat and, on a lesser scale, sugar cane and sunflowers. RSA has well-established upstream and downstream industries (inputs industry, food processing, beverages, textiles, wood, paper, leather, rubber).

Economic contribution - Agriculture, forestry, and fisheries is a R66 billion industry. Primary agriculture contributes about 3% to the gross domestic product (GDP), down from 15% in the 1950s and about 7% to formal employment (Statistics South Africa, 2010). However, there are strong linkages into the economy, so that the agro-industrial sector comprises about 12% of GDP. Although South Africa has the ability to be self-sufficient in virtually all major agricultural products, the rate of growth in exports has been slower than that of imports. The only increase in agricultural export volumes occurred during the period of exchange-rate depreciation in 2002 and came to about nine million tonnes (MT). Major import products include wheat, rice, vegetable oils and poultry meat.

While 13% of South Africa's land can be used for crop production, only 22% of this is high-potential arable land. The most important limiting factor is the availability of water. Rainfall is distributed unevenly across the country, with some areas prone to drought. Almost 50% of South Africa's water is used for agriculture, with about 1.3 million hectares under irrigation.

Agriculture employs 4.75 million people, of whom 4 million are engaged in agriculture for “own consumption” purposes (Aliber *et al.*, 2009). Given that the non-agricultural sectors jointly employed 8 million employees, it means that those who grow their own food, i.e., the smallholders “employ” or have the potential to employ approximately 33 percent of the total labour force in the country.

Employment - Employment in agriculture (including forestry & fishing) has experienced long-term decline due to a number of factors (decrease in number of farming operations, younger generation less interested in farming, market deregulation). There were 431,664 full-time and 365,142 casual employees in the formal agricultural sector, majority being the youth. Western Cape (90,943), KwaZulu-Natal (66,685), Free State (53,994) and North West (53,741) accounted for the highest total number of full-time workers. Northern Cape (26,871) and Gauteng (22,979) accounted for the lowest number of full-time workers. What is interesting is that provinces with highest rural population such as Limpopo and Eastern Cape are lagging behind their counterparts regarding employment rate.

Table 2.2: Number of paid employees and total salaries and wages per province

Province	Full-time employees	Casual and seasonal employees	Remuneration	
			Full-time	Casual and seasonal
	Number		R'000	
Eastern Cape	34 253	30 565	510 404	106 497
Free State	53 944	45 150	737 796	98 996
Gauteng	22 979	11 957	534 083	93 461
KwaZulu-Natal	66 685	34 383	968 455	154 286
Limpopo	35 728	31 833	625 436	124 159
Mpumalanga	46 520	32 826	853 396	176 363
North West	53 741	32 008	574 596	75 250
Northern Cape	26 871	47 874	339 948	123 723
Western Cape	90 943	98 546	2 029 275	485 108
South Africa	431 664	365 142	7 173 389	1 437 843

Source: Census of Commercial Agriculture, 2007

Therefore, bringing the youth into mainstream economic activities lies at the core of achieving the development path which is desired by government.

2.2.4 Kingdom of Swaziland

The Kingdom of Swaziland is a small landlocked country measuring about 17,000 square kilometers and borders South Africa and Mozambique. It has a population of about 1.2 million, of which 76 % is rural with approximately 53% of the population being females and 47% male, while the proportion of those under age 15 years is 40 percent with a life expectancy at birth of

41 years. The population size and structure have been significantly affected by the rapid spread of HIV/AIDS (UNDP, 2007). As a result of the pandemic, the population has significantly declined over the previous decade.

Swaziland is classified as a lower half of the medium human development countries with a Human Development Index (HDI) in 2005 of 0.547, ranked 141 in the world, down from 0.641 in 1995 and 0.592 in 2000. The country has a Gini Index of 50.4, which indicates a high inequality in income distribution. The share of income or expenditure is only 1.6% by the poorest 10% and 4.3% by the poorest 20%; it is 56.3% by the richest 20% and 40.7% by the richest 10%. (HDI, 2007)

The Swazi economy is based largely on agriculture and agro-industry. Soft drink concentrate, wood pulp, canned fruit and sugar are the main exports. Primary as well as secondary sugar-cane-based industries constitute the largest part of agro-processing in Swaziland. Sugar contributes about 18% to GDP, 7% to foreign exchange earnings and 35% to agricultural wage employment. It is estimated that Swaziland contains 166,000 ha of commercial forests; among the largest such tree plantations as a percentage of land utilization in the world. Three companies, with a combined 110,000 ha of land, dominate the industry and are major employers. It is believed that when contractors and their families are added to the core numbers employed they provide a living for at least 20,000 people.

Swaziland's currency is pegged to the South African rand, subsuming Swaziland's monetary policy to South Africa. With an estimated 40% unemployment rate, Swaziland's need to increase the number and size of small and medium enterprises and attract foreign direct investment is acute. Current in Swaziland concern limited supplies of potable water; wildlife populations being depleted because of excessive hunting; overgrazing; soil degradation and soil erosion.

The agricultural sector related statistics (Table 2.3) show a high proportion of land (80.93%) as arable, but only about a quarter (26.04 %) of cropland is irrigated which may limit diversification and yields.

Table 2.3: Agriculture related statistics

Agricultural land > % of land area	80.93 % of land area
Agricultural land > sq. km	13,920 sq. km
Permanent crops	12,000 hectares
value added > annual % growth	1.69 %
Agricultural machinery > tractors per 100 hectares of arable land	221.91
Agricultural raw materials exports > % of merchandise exports	7.83%
Agricultural raw materials imports > % of merchandise imports	2.2 %
Agriculture, value added > constant 2000 US\$ (per capita)	129.654 \$ per capita
Agriculture, value added > current US\$ (per \$ GDP)	65.403 \$ per \$1,000 of GDP
Land use > Arable land	10.25%
Agriculture, value added > current US\$ (per capita)	157.898 \$ per capita
Irrigated land > % of cropland	26.04%

SOURCES: World Development Indicators; Agribusiness Online; Food and Agriculture Organization, 2000

There has been a general decline in exports to the Southern African Customs Union (SACU)'s exports to world as well as diminishing imports into Swaziland from other parts of the world in various products. Over the same period, imports increased from \$1.585 billion (2009 est.) to \$1.643 billion (2010 EST). The import commodities machinery, transport equipment, foodstuffs (including vegetables of which are estimated to account for 85-90% of the national consumption), petroleum products and chemicals. The proportion of agricultural raw materials as depicted by Table 2.4 below indicates a significant decline between 2000 (2.3%) and 2007 (0.97%).

Year	Value (US\$)
2000	2.30
2001	2.70
2002	2.22
2003	1.86

2004	1.21
2005	0.94
2006	0.89
2007	0.97

The GDP - per capita (PPP) has remained stable between 2008 and 2010 (\$4,500 est.), declining only slightly in 2009 (\$4,400 EST.). Aid constitutes only 0.9% of GDP. According to 2010 estimates, agriculture contributed 8.6-12% to GDP; industry contributed 42% while services accounted for 49.4%.

Agriculture products for the export market also include corn, tobacco, rice, pineapples, sorghum, peanuts; cattle, goats and sheep (Table 2.5). According to the Agricultural Diversification Strategy (2010), a healthier, more profitable agricultural sector will be required to make contribution to domestic revenues in view of dwindling SACU revenue. The decline in customs revenue will be associated with an increase in the flow of goods into SACU without customs duties (following trade liberalisation).

Table 2.5: Trade Indicators for Fresh food exports in 2009

Indicator's Description	Fresh food
	(Value)
Value of exports (in thousand US\$)	66,875
Export growth in value, p.a. (%)	27%
Share in national exports (%)	6%
Share in national imports (%)	13%
Relative trade balance (%)	26%
Relative unit value (world average = 1)	0.9
Net exports (in thousand US\$)	27,816
Per capita exports US\$/inhabitant)	57.3
Share in world market (%)	0.01%

Source: ITC Trade Map database (2009)

2.2.5 Republic of Tanzania

The Republic of Tanzania (Mainland only) has a total surface area of about 947, 000 km², with an Exclusive Economic Zone (EEZ) of 2.8 million km², extending 200 nautical miles into the

Indian Ocean. Tanzania has an estimated population of 46.2 million people, and population density of 46 people per km², with a population growth rate estimated at 2.3%. In Tanzania, a “youth” is defined as any person between 18 and 35 years of age. GDP was estimated at US\$ 3.1 billion and per capita of US\$ 1,362 of which 45 % is the contribution from agriculture. Annual growth averaged around 6.1 percent during the period 2003-2007, well above the sub-Saharan average.

Agriculture occupies an important place in the lives of Tanzanians as well as in national economy. It provides full time employment to over 70 per cent of the population and bulk of food for the entire nation. Agriculture contributes about 45 percent of GDP, brings approximately 66 percent of the foreign exchange and provides the bulk of raw materials for local industries.

The economy is heavily dependent on a combination of subsistence and commercial agriculture. The major exports consist of seven traditional export crops (coffee, cotton, tobacco, cashew nuts, tea, pyrethrum and sisal) and several non-traditional crops that have acquired recent prominence (fruit and vegetables, cut flowers, cardamom, oilseeds and fish products).

The rural population is poorer than those in urban areas. Since agriculture is the main economic activity among the rural population, it can be used to alleviate poverty and a vehicle for growth. For the sector to fulfill its role of feeding the nation and fighting poverty, the Ministry of Agriculture and Food Security estimates that it must grow by 10 percent annually.

The Agricultural Sector Development Strategy of 2011 has outlined five major features of agricultural sector which includes (i) land area, farm size, (ii) assets and productivity; (iii) livestock; (iv) available technologies; (v) labour force and literacy rates. These features provide a clue on areas for interventions and policy recommendation on developing and improving agriculture in Tanzania.

Land Area

Tanzania is endowed with an area of 94.5 million hectares of land, out of which 44 million hectares are classified as suitable for agriculture while about 50 million ha is suitable for livestock production with only 26 million hectares (50 per cent) being currently being used. About 10.1 million hectares (23 percent) of the arable land is cultivated. The rest is affected by tsetse flies. The country has large untapped land resource but its utilization would require the development of physical infrastructure and eradication of disease challenges like tse tse flies.

Farm Size

Agriculture is dominated by small-scale subsistence farming. Approximately 85 per cent of the arable land is used by smallholders who operate less than 2 ha. of land. Average landholding per person is 0.12 ha. Agro-pastoralists keep an average of 50 head of cattle. The major limitations to land utilization include (i) declining land sizes, (ii) heavy reliance on the hand-hoe as the main cultivating tool, and (iii) family labour.

Table 2.6: Main Features of the Agricultural Sector in Tanzania

Land Resource(million ha)	
Total land	95.5
Arable land	44.0
Range land	50.0
Land under livestock	24.0
Tsetse infected area	26.0
Cultivated land	10.1
Area suitable for irrigation	1.0
Area under irrigation	0.2
Land under medium and large scale farming	1.5
Per capita landholding(hectare per head)	0.1
Livestock Population (million):	

Cattle	15.6
Goats	10.7
Sheep	3.5
Poultry(chicken)	27.0

Source: URT/WB, 2000.

Assets and productivity

Assets and production capacity in terms of use of modern inputs and technology, the ownership and distribution of assets play a significant role in improving and development of agriculture. The majority of poor farmers often have low access to and use of modern agricultural inputs including hiring labour for agriculture, buying fertilizer, buying pesticides, using ploughs and carts.

Livestock

Majority of rural farm households own at least some livestock. Livestock output accounts for around 15 percent of agricultural GDP. There is substantial potential to increase contribution of livestock to agricultural output and rural incomes. However, the livestock sector also faces several constraints to achieve its full potential.

Available technologies

Many agricultural technological innovations such as improved seeds, storage facilities and animal breeds that need to be adopted and in use are unknown to small scale farmers. However, they must be made known to smallholder farmers in order to establish effective

delivery systems to increase adoption rates. Given the existing relative input and output prices and husbandry practices, most of these innovations and technologies are unprofitable for many farmers.

Agricultural labour force

Agricultural labour force is dominated by hand hoe technology meaning that growth of the agricultural labour force will remain on the major factor determining the growth of agricultural output. The most active group falls between 15 and 59 years accounting for about 89 per cent of the agricultural labour supply. Women contribute more than 70 percent of this supply. While the total labour force is growing at around 3.1 per cent per year, it is estimated that the agricultural labour force is growing at a maximum of 2.8 per cent per year due to rural urban migration and the growth of non-agricultural informal sector activities in the rural areas.

Literacy rates

The literacy rate for the rural areas is about 61 percent for those aged above 10 years. High levels of illiteracy especially for younger generation also pose major obstacle to agricultural transformation given the correlation between literacy among farmers and improvements in farm productivity. Furthermore literacy among women who constitute over 60 per cent of agricultural labour force has a considerable impact in poverty reduction.

2.2.6 Republic of Zimbabwe

Zimbabwe is a landlocked country measuring about 391,000 square kilometers and borders South Africa and Mozambique. It has an estimated population of 13 Million people, and population density of 35 people per km², with a population growth rate estimated at 2.1%. In Zimbabwe, a “youth” is defined as any person between 18 and 35 years of age. The youth constitutes about 45 percent of the population while those under 14 years represent 39.5 %.

The country’s GDP was indicated as US\$ 4.5 billion of which 45 % is a contribution from agriculture while the per capita is indicated as 0.0 in the Human Development Report 2011. Similarly, annual economic growth averaged around nil percent during the period 2009-2010

when the Zimbabwean dollars ceased circulating having been preceded by negative annual growth rate of 2.6% in 2006 and negative 14.5% in 2008 and nil in 2009, the worst performer in the sub-Saharan region.

The agricultural sector is highly dualistic. In the commercial sector, land is privately owned, production is market-oriented and farms are run as commercial profit-seeking enterprises. By contrast, in the smallholder sector, households do not have title deeds to the land they farm, much of the production activity is family-based and subsistence production remains an important part of livelihood strategies. This dualism not only affects income distribution within the sector but also has important consequences for the rest of the economy, particularly through its impact on the labour market.

Agriculture provides employment and income for 60-70 percent of the population, supplies 60 percent of the raw materials required by the industrial sector and contributes 40 percent of total export earnings. Despite the high level of employment in the sector, it directly contributes only 15-19 percent to annual GDP depending on the rainfall pattern.

The commercial sector can be disaggregated into large-scale and small-scale. The smallholder sector comprises communal and resettlement farms. As in much of the rest of SSA, the rights of individual households within communal areas to the arable land they farm have been strengthening over time. Grazing land remains in communal ownership and is being encroached by the expanding number of cultivators. Although subsistence production remains important in these areas, population growth and the monetisation of the rest of the economy mean that virtually all households regularly sell some of their agricultural produce.

The main crops are tobacco, maize, soya beans, cotton, sugar cane, wheat, citrus fruits, tea and coffee. On average, one to three droughts occur every ten years. Sixty-five percent of the inhabitants live in rural areas, mainly as peasant farmers, and the rest live in urban areas. With the majority of the population thus living in the rural areas they are therefore directly or indirectly dependent on agriculture for employment and food security. Increasingly, urban populations have also been dependent on agriculture for their survival as most sectors of

Zimbabwe's economy tumbled: an estimated 56 percent of urban households reported having grown their own staple, maize, during the 2008–09 agricultural seasons.

Land Reforms and the youth

Zimbabwe presents a unique and interesting case study regarding the evolving relationship between youth and agriculture. Significantly, the land reform program of the past decade has created new opportunities for young people and changed the established pattern of the dominance of large-scale, estate-type commercial farming enterprises. However, there is inadequate clarity on the specific role played by youth in agriculture. Many of the agricultural policies in the country are macro-level and national in scope, making it difficult to narrowly analyze them in a sector/demographic specific manner.

Any review of the agricultural policies or the socio-economic dynamics of youth in Zimbabwe would be analytically deficient without a brief insight into the land reform and redistribution program (LRRP) that occurred in the country in the past decade. Formally, the land reform program allocated land to new or resettled farmers under two schemes: A1, under which households would be given at least three hectares of arable land with shared grazing, and A2 – commercial farms on 99-year leases.

The Self – Contained Units of the A1 Model provide consolidated farm units for individual families. The objectives and target groups of this land-use model are similar to the villagised model. However, in this scheme, only basic services and infrastructure are provided. The Livestock- Based A1 Model, on the other hand, is a Three Tier Land Use Model designed for the drier parts of the country where there is no irrigation. The objective in this variant is to provide commercial grazing with the long-term aim of increasing the communal herd. The target group is people in the overcrowded communal areas adjacent to acquired farms in drier natural regions of the country.

The A2 model is on the other hand a commercial farming land-use model meant to empower the black indigenous farmers. While the approach enables easy access to land by all citizens of Zimbabwe, the whole model is based on full-cost recovery with

the beneficiaries having an option to purchase the land within the 99-year lease period they are given. Hence the beneficiaries should show evidence of experience and availability of resources as to be allocated land in this scheme.

The impact of the land reforms on the youth has been shown by studies to have been broad-based and largely egalitarian. It directly benefited 140,000 families, mainly among the rural poor, but also among their urban counterparts, who on average acquired 20 hectares of land, constituting 70% of the land acquired. The remaining land benefited 18,000 new small- to medium-scale capitalists with an average of 100 hectares. This mass transfer of arable land directly meant that in the past decade thousands of young people have received land for both commercial and subsistence agriculture.

CHAPTER THREE: METHODOLOGY

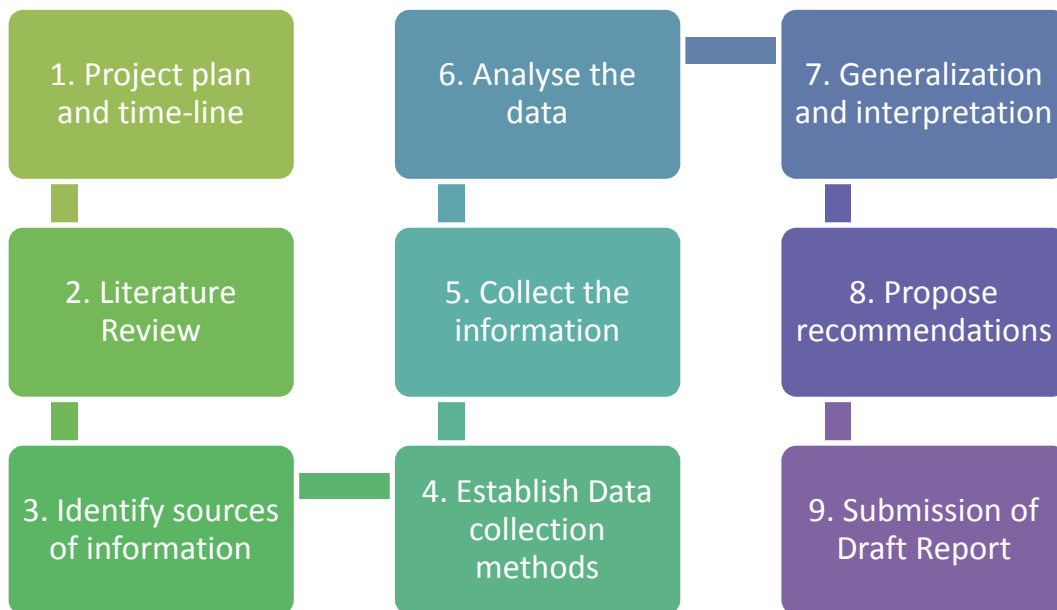
3.0 Introduction

The first study methodology proposed in the terms of reference was a detailed desk review of paper and electronic documents with FANRPAN national country nodes acting as the anchor of the researchers. This was to be followed by interviews with key stakeholders and representative of youth organizations in each country. All study countries used secondary data to generate the reports. Those that used primary data (Malawi, Mauritius and South Africa) generated it through the administration of structured questionnaires and focus group discussions. The specific methodology for each country is outlined.

3.1 Mauritius

To conduct the case study, the Mauritius team followed a series of steps shown in the Figure 3.1.

Figure 3.1: Methodology for conducting case-study



The data collection methods that were chosen for the study in Mauritius included:

- (a) Un-structured survey with key persons from the Ministries and parastatal bodies

(b) Focus group survey with youths involved in agriculture

(c) Structured survey with NGOs and youths

The sources of information that were identified for the study were secondary data obtained from the different Ministries and organizations that were concerned and primary data was obtained through interviews with key informants (Ministry, NGOs, Parastatal bodies) and youths.



Figure 3.2: Sources of information in Mauritius

For secondary data, the Mauritius team relied on agricultural policy documents which were obtained from the website of the Ministry of agro-Industry and Food Security. Other schemes provided to the farming community were obtained from the Small Farmers Welfare Fund (SFWF).

3.2 Malawi

Primary data was collected through a structured questionnaire and focus group discussions in 10 districts of Lilongwe, Mchinji, Dowa, Dedza, Karonga, Balaka, Zomba, Chiranzulu, Blantyre

and Thyolo. Other means used to collect data especially on youth perceptions towards agriculture included a special arranged phone-in program on Radio 101 Station, facebook, skype and twitter focus group discussions.

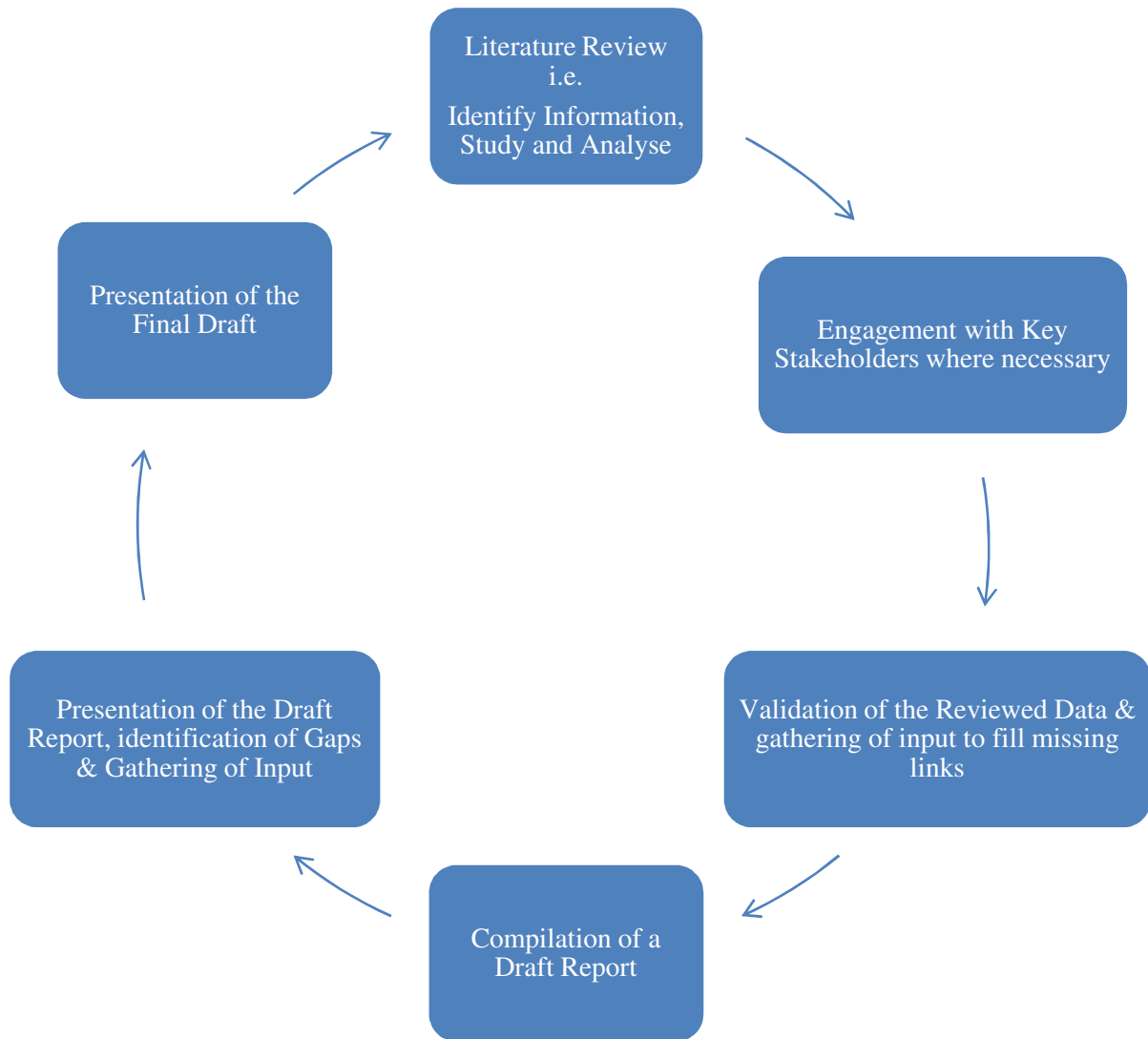
A sample size of 300 was designed, with 100 youth (10 per district) purposefully selected from youth clubs and CBOs in the rural areas and 200 others randomly selected from the urban and semi-urban areas. The consultants held discussions with 15 various stakeholders as key informants including relevant Government Ministries, Parliamentarians, Research Institutions, academia and local and international NGOs to obtain literature on the programs, tools and mechanism they use for the engagement of youth in agriculture.

For secondary data, Malawi team used desk review which involved the assessment of current and emerging national policies and programs, internet materials, past research reports and other relevant publications.

3.3 South Africa

The South Africa methodology centered on the following gap identification tactics relating to challenges, opportunities and best practices:

- Desktop review, case studies and data Analysis
- Unstructured interviews with identified policy-making stakeholder representatives
- Templating and Writing of a Critical Report
- Submission of Draft, identification of gaps, Gathering of Inputs
- Incorporating of Inputs into a final Draft
- Submission of Final Draft



3.4 Swaziland

The Swaziland team used only secondary data to gather relevant information through desk review of current policies and initiatives with a special emphasis to agriculture. Documents reviewed are included in the bibliography. Swaziland also conducted discussions with a ministry of Agriculture staff on a youth Project and participated in a dialogue hosted by a youth based association at Faculty of Agriculture, university of Swaziland.

3.5 Tanzania

Tanzania team used secondary sources of information from government offices (ministries), research, academic institutions, public libraries, references and recommendations from key

stakeholders in agriculture. Focus Group Discussions (FGDs) and Key Informant Interviews were conducted with government officials, youth development officers, agricultural sector experts, researchers and youth themselves.

3.6 Zimbabwe

Zimbabwe team used secondary data through a desk study, in which a multi-faceted approach was adopted to identify relevant literature. A web- and email-based search for documentation and a desktop review of printed literature were used to enable analysis of secondary data on youth perceptions and agricultural production policies in Zimbabwe. Sources consulted for desk review are included in the bibliography of Literature used by Zimbabwe. An online forum discussion with other country consultants involved in the country-case study was also held as part of the methodology.

CHAPTER FOUR: CASE STUDY FINDINGS

4.0 Introduction

This chapter reports on the findings of a study commissioned by FANRPAN to six youth consultants to conduct country (Malawi, Mauritius, South Africa, Swaziland, Tanzania and Zimbabwe) case studies for the period running from December, 2011 – March, 2012. Its objective was to assess how the current and emerging national youth policies and initiatives in the six case countries identified are linked to agriculture to support the youth engagement in the sector.

In analyzing the country case studies, the consultants were guided by the following research questions:

- What is the coverage of youth and agriculture in current national youth policies and other policies?
- What are youth perceptions' of agriculture?
- What are the regional institutions, mechanisms and tools for the engagement of youth in agriculture?
- What opportunities exist for streamlining youth in agriculture?

The findings are to be used to formulate a Plan of Action in the respective case study countries to develop an implementable strategic plans and financial resources. Annual reports made on the progress of the implementation of the Plans of Action to the dialogue will be made every year. The following is a summary report of the findings.

4.1 Coverage of youth and agriculture in national youth policies

In all six countries, public policies that address the agriculture and the youth exist. These policies were analyzed with respect to their purpose, incorporation of youth or any opportunities for youth in agriculture and whether they have been implemented or not.

4.1.1 Mauritius

Mauritius has four agricultural policy documents; namely:

- Blueprint for a Sustainable Diversified Agrifood Strategy for Mauritius (2008-2015);
- Strategic Options in Crop Diversification and Livestock Sector (2007-2015);
- Multi Annual Strategic Plan for the Sugar sector (2006-2015); and
- National Youth Policy (2010-2014).

The recent policies that have expired include:

- Food Security Fund Committee Strategic Plan (2008- 2011); and
- Non-Sugar Strategic Plan (2003-2007).

The Multi Annual Strategic Plan for the Sugar Sector is aimed at ensuring commercial viability of the sector which has been a significant contributor to the Mauritian agriculture and economy. The other agricultural sector policies aim to increase food production for food self sufficiency in order to reduce the annual food import bill.

Whilst the youth were not engaged in formulation of the agricultural policies, several general opportunities for the youth have been identified in some of the policies. Both the Non–Sugar Strategic Plan (2003 -2007) and the Strategic Options in Crop diversification and Livestock sector (2007 -2015) mention the introduction of a scheme known as the “Young Agricultural Entrepreneurial Scheme”(YAES) that is tailored to provide young entrepreneurs with incentives to acquire agriculture based training skills at all levels. However, to date no progress has been made with regard to the scheme.

The National Youth Policy (2010 - 2014) was prepared in consultation with the umbrella youth organization in the country, the National Youth Council, the same did not happen during the formulation of the agricultural policy. The objective of the National Youth Policy on the other hand is to ensure that youths are given the opportunities to reach their full potential. The youth policy is to be jointly implemented by the Ministries of Youth and Sports and Agro Industry and Food Security. There has been no co-ordination between the two Ministries regarding this

policy. Even though the youth policy has many objectives linking the youth to agriculture, no specific youth programme has been designed to meet the set objectives.

4.1.2 Malawi

Previous public policies before the change of government in 1994 had put in place strategies for youth involvement in agriculture which contributed to some of the youths becoming self employed mainly in the agricultural sector. The change to a new government in 1994 marked the beginning of the marginalization of the youth from agricultural related activities as the new regime did not regard linking of the youth to agriculture as a priority.

In 2010, Malawi reviewed the National Youth Policy which aimed at promoting the youth participation in key development activities in the nation namely education, science, technology and environment, health and nutrition, social services, recreation, sports and culture, youth participation and leadership and youth economic empowerment. Clearly the new policy which is still a draft, has failed to link the youth with agriculture thus contributing to further isolation and marginalization of youth from agriculture. As such the youth will continue to be excluded from emerging opportunities in value addition and agro processing and agro based supply chain management initiatives.

However there is scope for agriculture to be mainstreamed or integrated within the mentioned sectors mentioned above. For example, within the national educational system and curriculum at primary to tertiary levels, agriculture is not adequately promoted. Though the subject is taught in some government and private secondary schools, it is taught as an optional subject with inadequate facilities such as agricultural laboratories and demonstration gardens to support effective learning. At the tertiary level, agriculture is only offered in a few specialised agricultural institutions with the most notable ones being Bunda College of Agriculture and Natural Resources Colleges. This failure to fully incorporate agriculture in education is a hindrance to enabling youth adapt to the current and emerging changes in the sector.

The draft policy recognizes that science and technology is a pre-requisite to any development process and therefore calls for participation of the youth. However, no linkage has been

established of this important component to agriculture. This is happening at a time when there is an urgent need and call for technological transformation of the agricultural sector under the Africa Green Revolution for poverty reduction, food security and economic growth. This technological transformation requires energetic and creative minds that are vested in the youth that will lead to smart agriculture through the use of modern technologies for improved agricultural production and productivity as well as guarantee food security, health and nutrition . It is through science and technology in the ICT edge that the youth to effectively participate and take leadership of the sector to generate wealth for their economic empowerment and contribute to the achievement of Millennium Development Goals (MDGs).

4.1.3 South Africa

Beginning in 1998 to date, the South African Government has come with all sorts of numerous top-bottom policy initiatives to lure the interest of young South Africans into mainstream agricultural activities. Among these policy initiatives include the

- (i) Agriculture Youth Development Initiative for South Africa (1998),
- (ii) Youth in Agriculture and Rural Development (YARD 2008), and,
- (iii) Department of Land Affairs Youth Empowerment Strategy of 2008.

Unfortunately, this elitist approach did nothing to register desired impact on the ground as no proper institutionalization; monitoring and evaluation system was put in place to ensure their success. Predictably, these initiatives have to be tended in-effective as they only operate seasonally and often for political purposes.

South Africa has over 15 pieces of national policies of which 10 are specific to the agricultural sector and 5 are entirely focused on the youth. For the past 18 years, the country has been piloting these policies to dismantle the legacy of apartheid meaning that most of the policies in place today have been in existence for less than six years. To date, the Ministry of Agriculture is yet to introduce youth development strategy.

The National Youth Development Agency Act, 2008 advocates for an Integrated Youth Development Approach across all the sectors. Prior to this Act, the youth (especially those in

the rural areas) were hardly ever involved in policy decision and planning processes. Policy making, planning and implementation tended to be silently biased towards the urban and semi-urban areas thus giving them an upper hand in the development agenda.

Of late, there has been a series of emerging agricultural policies dubbed the **Green Papers** on Rural Development and the **White papers** on Land Reform and Agrarian Transformation. However, they have not yet been linked to youth engagement again.

4.1.4 Swaziland

Swaziland's youth programme is housed under the recently established Ministry of Sport, Culture and Youth Affairs (MOSCYA) while youth associations are housed under the Swaziland National Youth Council (SNYC). Youth programmes are guided by a youth policy (which though it has been reviewed twice), has no direct link with agriculture. It however proposes the establishment of a special fund for youth to engage in entrepreneurial initiatives without explicitly highlighting those initiatives. Some of the deficiencies that have been identified in the policy are the lack of clear vision and strategy by the MOSCYA tasked with responsibility of leading youth issues.

The other policies that have a link to agriculture are the Food Security Programme (FSP), the Comprehensive African Agriculture Development Programme (CAADP) and the Poverty Reduction and Strategy and Action Programme (PRSAP) of which the first two are currently being implemented by the Ministry of Agriculture. The FSP specifically provides for vocational agriculture at high school level through the Schools Agriculture Program while the PRSAP seeks to establish a Youth Fund to manage by MOSYCA to address business development opportunities for the youth. It also proposes for the establishment of vocational skills training facilities such as the Nhlangano Agricultural Skills Training Centre (NASTC).

4.1.5 Tanzania

Engagement of youth in agriculture can be traced back to early 1970s when agriculture was taught in primary and secondary schools; mainly to impart agricultural knowledge to pupils, and

also to inculcate a positive attitude towards farming as well as prepare them for a life in rural areas. The introduction of agriculture at these levels was done concurrently with the establishment of school agricultural farms that offered practical skills in both crop and livestock husbandry. The main drive in implementing these initiatives was the vocational training for diversification in support of the education for self-reliance.

However, the agricultural knowledge and skills imparted to students especially at primary level have not made them better farmers. Many opt to move to urban areas soon after their primary education with hope for better life. Other initiatives that might have contributed in engaging the youth in agriculture include the establishment of agricultural training institutes such as the Ministry of Agriculture Training Institute (MATI) and Livestock Training Institute (LITI) in many parts of the country to offer demand driven short and long term courses aimed at equipping farmers and other stakeholders with improved farming skills and agribusiness management.

As of now, LITIs and MATIs operate under budget deficits with no modern training facilities, few staff and low youth enrolment. The other challenge to these agricultural training institutes is the low enrolment of young people into LITIs and MATIs as many opt to pursue other academic programs in academic institutions that offer courses with future prospects and opportunities in the job market.

With regard to public policy, the National Youth Development Policy of 2007 is the only one that specifically addresses youth issues. Other recent initiatives include the Agriculture Sector Development Strategy (ASDS) which recognizes the central role of the youth in providing active labour force. In order to address the issue of rural urban migration by the youth, the ASDS strategy proposes to focus on incorporating agricultural subjects in the primary and secondary curriculum and facilitating private sector to develop rural based agro industries.

Under the strategy of KILIMO KWANZA (***Agriculture First***), it addresses youth issues by proposing:

- (i) introduction of the agricultural loans;
- (ii) providing land to agricultural graduates;

- (iii) providing full scholarships or loans to agricultural undergraduates;
- (iv) developing incentives to attract and retain youth in agriculture;
- (v) mainstreaming of gender issues; and
- (vi) strengthening the position of women in agriculture.

However, though this program has received enormous political support, it remains unknown to many youth as no efforts have been made to directly involve them.

Another initiative, the Comprehensive Africa Agriculture Development Programme (CAADP), is also being implemented under the Agricultural Development Support Programme (ADSP). CAADP however offers opportunities for the youth to play a central role in improving market access for smallholder farmers by providing market information through the use of ICT. The programme focuses on large-scale agricultural programme and does not specifically target the youth.

4.1.6 Zimbabwe

Policies such as the Productive Sector Facility (PSF) and Agricultural Sector Productive Enhancement Facility (ASPEF) were developed with the aim of improving agriculture's contribution to the economy. While the PSF was aimed at providing financial resources to productive sectors, the ASPEF sought to provide funds to large-scale productive farms. However, only 4% of total distributed funds went to youth and women.

In recognition of the active role played by young people, the Zimbabwean government developed the National Youth Policy which aimed at empowering the youth in a comprehensive, coordinated multi-sectoral manner. The policy has since been reviewed in order to keep it in tandem with new development and changing socio-political priorities. Although the policy purports to be multi-sectoral, the importance of agriculture is however alluded to as an essential element in the strategies for poverty eradication and economic integration.

The policy prioritizes a number of options for implementation, among which are **training** youth in agricultural production using contemporary systems and modern information and

communications technology, provision of **land** and mining rights to youth and youth organizations to encourage socio-economic development, facilitation of **access to credit** to promote youth participation in agricultural projects, the centrality of **education and skills development** programmes for wealth creation, socio-economic integration and empowerment, and lastly, enhancing the **attractiveness of rural areas** to young people by improving socio-economic infrastructure.

4.2 Incentives to attract youth to agriculture

Incentives in this context were considered as financial support in the form of grants or loans that are targeted towards agriculture related and youth initiatives in the agricultural sector.

4.2.1 Mauritius

The Mauritius government has had several incentives to attract the youth to agriculture such as training, inputs to start agricultural projects, transport facilities for implementation of agricultural clubs' project activities, facilities to participate in agricultural exhibition, support to organize activities for mobilizing youth, award of scholarships to attend university studies in Agriculture and publishing of success stories of youth in agriculture in a magazine called "farming news".

Other incentives aimed at encouraging the youth to engage in agriculture are supported by NGOs and consist of provision of inputs such as animal feeds and planting material. But perhaps the greatest achievement in terms of engaging the youth in agriculture was the establishment of the Agricultural Youth Clubs (AYCs) through the Agricultural Youth Project (ARYP) of 1970. This project was supported by Freedom from Hunger Campaign (FFHC) with technical assistance provided by Food and Agricultural Organization (FAO); Ministries of Agriculture and natural resources; and Youth and Sports. The objective of this project was to arouse the interest of the youths in agriculture and train them on the subject. As a result, a youth training center was constructed where AYC members were trained on leadership, management and new agricultural activities such as bee-keeping (i.e. apiculture). Literary, cultural and sports activities were also introduced under the supervision of the Rural Youth Office (extension services).

However, between 1970 and 1995, the number of AYC's increased significantly and had active membership which prompted the programme to attach one full time Senior Technical Officer (STO), one full time Technical Officer (TO) and 27 part time field assistants. In addition 6 regional **federal** were also created and later regrouped into the Mauritius Council of Agricultural Youth Clubs. Though the setting up of the AYC proved to be effective in arousing youth interest in agriculture and engaging them in agriculture activities, the AYC's have since decreased in number, the structure of the youth programme has changed and the Mauritius Council of Agricultural Youth Clubs is no more.

Today AYC's are found only in secondary schools and the membership to these institutions is low. Some of the reasons that may explain the decrease in number of AYC's in Mauritius are lack of funds and hence lack of staff to monitor and coordinate the activities of AYC's, general lack of interest in agriculture of youth over the years, decrease in incentives and activities for youth in agriculture and lack of knowledge by youth already engaged in agriculture on where to publish and distribute success stories.

4.2.2 Malawi

A number of tax incentives were instituted to businesses engaged in the export of processed agricultural products under the export processing zone. However, the youth were ill prepared to seize these opportunities and set up agribusinesses as access to working capital is still a major challenge as bank requirements for loans have not been customized to the needs of the youth. So far, the general outlook indicates that it is mainly big companies with long standing capacity to export that have benefitted from such incentives and not small scale agribusinesses in the rural areas. In order to counter this challenge, the Malawian government set up the Youth Enterprise Development Fund (YEDF) in 2010 to provide youth entrepreneurs with capital equipment and working equipment. To date, K677 billion has been disbursed to beneficiaries of viable projects.

However, physical verification revealed that the equipment purchased was not for agro processing but for vocational activities such as carpentry, welding and brick layering. In 2012,

the government through the Reserve Bank of Malawi established an Export Development Fund which was aimed at providing loans to small scale agribusiness exporters. The fund is expected to generate export earnings to the tune of US\$ 1 billion. However, the lack of specialized youth loan products in the banks and micro finance institutions and their requirement to demonstrate proven experience in the chosen agribusiness venture could make many youth fail to benefit from the fund.

4.2.3 South Africa

There have been no focused incentives for encouraging youth engagement and empowerment in the agricultural sector. In the first decade of the post apartheid period, three prominent initiatives to attract youth into the agricultural value chain were introduced. These were; the Agriculture Youth Development Initiative for South Africa (1998), Youth in Agriculture and Rural Development (YARD 2008) and Department of Land Affairs Youth Empowerment Strategy of 2008. None of these initiatives is institutionalized and operational. Even the broadly acclaimed Black Economic Empowerment policy lacks a provision for engaging the youth in agriculture.

In recent times, new measures such as the Jobs Fund (2011) and the Employment Subsidy (2012) have been introduced. Though these funds are not specifically for the agriculture sector, they can be harnessed towards creating employment opportunities in agriculture by individual youths who have the capacity to propose and implement specific job-creating projects.

4.2.4 Swaziland

The government established a Youth Empowerment Fund (YEP) in 2011 to support businesses of individual youths working in groups and engaged in agricultural activities. There are also other loan and grant funding facilities such as Swaziland Finance Corporation (FINCORP), Inhlanyelo Fund and SSGLS; 4S/CYDP, Tinkhundla Empowerment Fund and Technoserve's Believe, Begin, Become (BBB) Program and Chinese missions to support block farming for youth groups engaged in agricultural activities respectively. Other incentives include training and zero rating of agricultural inputs such as seeds, fertilizers, animal feeds and pesticides.

4.2.5 Tanzania

Through the Agricultural Sector Development Strategy, Tanzania is addressing the issue of rural urban youth migration by;

- Promoting collaboration between local governments and NGOs with a view of developing ways of reducing youth migration and increase their deployment in agriculture in the rural areas
- Incorporating agriculture and livestock production subjects in primary and secondary school aimed at promoting interest in agricultural production among youth
- Using PMO-RALG and local governments to facilitate private sector to develop agro-industries in the rural; areas, which will provide supplementary or alternative employment to the youth.

In addition, District Agricultural Development Projects (DADPs) are providing grants and technical support to small agricultural projects in villages through capacity building and grants support to smallholders in districts.

Another initiative has also been launched by Sokoine University of Agriculture (SUA) and is known as the Sokoine University Graduates Cooperative (SUGCO). SUGCO is aimed at enabling SUA graduates engage in agribusiness as their fulltime occupation and career after graduation. SUGCO supports its members through capacity building in agriculture entrepreneurship and business plans development to enable them access to loans and credit from local banks and micro financial institutions. No impact could be attributed to this as no data was made available to demonstrate how successful the SUGCO had been.

4.2.6 Zimbabwe

Much of the positive achievements for youth in agriculture have not resulted from specific government policies, but rather from their own entrepreneurship and funding angles through which they can empower themselves. A major problem faced by the youth in agriculture pertains to access to capital. Certain banks such as Agribank and CABS27 (Central African Building Society) and Stannic have offered loans of up to \$5,000 specifically to young people. These loans are to be paid back after 5 years at a 10% interest rate and although this

sounds very reasonable, only a very small number of youth have managed to access to these loans. The terms and conditions of this scheme stipulate that the bank is responsible for the purchasing of any capital equipment that is needed by the applicant which means that the actual cash handed out is less than the total amount. Under current market conditions, only urban youth have who have easier access to information regarding these loans, are better suited to drawing up business plans and providing other pertinent information than their rural counterparts have applied for this loan facility.

In addition, the majority of recipients of land under the land reform program are yet to receive title deeds to their land, meaning banks are reluctant to provide lines of credit to untenured farmers, particularly the youth.

4.3 Youth Perceptions towards Agriculture

In all case study countries, the youth perceptions with respect to participation in agriculture were found to be negative or poor as most of them were encouraged to take up formal employment or engage in other businesses other than agriculture.

4.3.1 Mauritius

The youth prefer to work in other sectors especially ICT which they believe have a better status in society and high incomes to agriculture. This mindset has been perpetuated during the upbringing of youth when parents would tell them that they would work in sugarcane fields if they failed do well in their exams. Thus, while a majority of youth agree that agriculture can provide opportunities for setting up agribusinesses, most are reluctant to consider agriculture as a career.

4.3.2 Malawi

Due to the current increasing trend of unemployment, increasing population growth and the recent global call for agricultural commercialization, the youth are beginning to perceive agriculture as a viable business initiative that can create sustainable wealth. Others are skeptical and express doubts on how sustainable these gains will be in the long-run, indicating

that a continued increase in population will create competition on the available arable land for human settlement and agriculture where in most cases priority shall be given to settlement. The youth regard themselves as being side-lined in agriculture because for the past 20 years, agriculture has been associated with the elderly. A result of this misconception is that most government initiatives continue to provide more opportunities in agriculture for the adults. For example, distribution of community resources such as land and free inputs is biased towards the adult population mainly the elderly who are generally regarded as the most vulnerable. This consequently deprives young people the opportunity to develop and create their own wealth through agribusinesses.

4.3.3 South Africa

Youth perceptions on agriculture depend on whether the youth are urban or rural based. Urban-based youth perceive agriculture as alienating them from youth popular culture, old-fashioned and of low status, offering little opportunity for making money and only reserved for the elderly and the poor in rural areas. Rural youth are more attracted by the possibilities of well-paid work in the towns and cities rather than farming. They view the sector as highly unattractive - due to the ignorant assumption that it is a labour-intensive engagement; ignoring many other professional and entrepreneurial opportunities across the agricultural value chains. The sector is regarded as an employer of the last resort, among both the rural and urban youth.

4.3.4 Swaziland

There is general perception by the youth that agriculture is not an attractive career path and that it is still regarded as an inferior career. This has been partially attributed to the fact that agriculture has neither been innovative nor modernized and has thus failed to attract the youth over the years.

It has been also revealed that the youth do not pay much attention to policy issues and as such they virtually lack knowledge regarding policies with direct bearing on the youth such as the Comprehensive Agricultural Sector policy or what youth participation and engagement in agriculture by the youth entails.

4.3.5 Tanzania

Perhaps the perceptions of the youth on agriculture can best be summed by the following statement from one youth;

“If you look at the conditions of farmers, there is no way you can be attracted to be a farmer”.

The youth regard agriculture as a career that offers no opportunity for a better life and prefer to join other sectors that seem to be more lucrative and promising such as tourism and telecommunication industry. Despite these perceptions, the youth still acknowledge that agriculture can be a profitable business only when farming conditions are improved and given priority by the government.

4.3.6 Zimbabwe

The youth exhibit different perceptions of agriculture not only within the rural-urban nexus, but also in the different regions of the country. Most youth perceive agriculture as unappealing as it may not bring status regardless of the economic outcomes. The youth, particularly in the drier southern regions of the country tend to prefer risky, labour intensive but better paying activities such as gold panning, poaching or border jumping to agriculture. The fast-evolving communication and media technology has allowed young people in remote areas to become ever more aware of urban-rural inequalities and thus aspire to achieve a standard of living not typically associated with agricultural livelihoods.

4.4 Role of Regional institutions, NGOs and other Private sector initiatives

4.4.1 Mauritius

Agricultural policies that were developed by the Ministry of Agro industry and Food security and other parastatal bodies working under the umbrella of the Ministry or organizations that have been given the responsibility to achieve the goals on behalf of the government. Among the international organizations, the International Labour Organization (ILO) has been working in collaboration with the International Fund for Agriculture (IFAD) to fund strategies to involve rural youth in agriculture. In addition the ILO in collaboration with the Food and Agricultural

Organization (FAO) and the New Partnership for African Development (NEPAD) has highlighted the roles and opportunities that exist for youth in the Comprehensive African Agriculture Development Programme (CAADP).

4.4.2 Malawi

The main public agencies charged with mainstreaming youth in agriculture are the ministries of Industry & Trade and Youth Development & Welfare. This has been achieved through tax mechanisms, and youth programmes. Private organizations (e.g., farmers unions) have been engaged in influencing agricultural policy. Another private organization, Tradeline Corporation Ltd has facilitated partnership for wealth creation between the urban and rural youth where the former are engaged in the aggressive sale and marketing of agricultural commodities as agents in towns and cities produced by rural youth.

With regard to private sector led initiatives, there have been a number of programmes aimed at integrating the youth to the agricultural sector. Notable among these are the Japanese supported One Village One Product, the UNDP funded Integrated Youth Development Model, Decent Employment Programme (FAO and ILO) and the Malawi Agribusiness Youth Program (MAYOP 101). Despite these initiatives, the programmes have failed to attract significant numbers of youth due to failure in targeting the youth, limited outreach occasioned by inadequate resources and lack of commitment. The latter specifically applies to the Decent Employment Programme which to date has not made tangible progress in creating quality jobs and ensuring conducive work environment for the youth in the agricultural sector.

4.4.3 South Africa

There are a number of key international institutions in namely, UN World Programme of Action for Youth (UN WPAY), NEPAD, CAADP and the African Youth Parliament that could play a role in engaging the youth through their institutions. At the national level, the departments of Agriculture, Forestry and Fisheries, Land Affairs and academic/Research/Training Institutes have specific institutions such as Youth in agriculture and Rural Development (YARD) and Youth Directorate, Youth Empowerment Strategy (2008), Agri-Seta and Agricultural Colleges

respectively. Both the international and national institutions have mechanisms and tools through which international and national policies can be implemented due to the mandatory obligations of signatory countries to honour them. Their implementation has however been hindered by poor planning, lack of resources, Public Private Partnerships, institutionalization strategies and politics.

4.4.4 Swaziland

The main governmental institutions with a key role to play to ensure that youth are effectively engaged in agriculture are the Agriculture, Youth and Labour ministries. Others are International organizations, Academic/Research institutions, Farmer organizations and NGOs.

4.4.5 Tanzania

The lead organizations responsible for agriculture and youth involvement in agriculture are the ministries of Agriculture, Food Security and Cooperatives (MAFC), and Labour, Employment and Youth Development. While these two government institutions have central role in youth policy and involvement in agriculture, the Prime Minister's Office-Regional Administration and Local Government (PMO-RALG) possess important independent powers with regard to mobilizing youth in agricultural groups. Within the education and research sphere, the University of Sokoine plays a central role in imparting agricultural education and conducting agricultural research. Other institutes that play a role in capacity building are the LITIs and MATIs. International organizations that have played a role in influence through their programs and involvement in strategy development are USAID and the World Bank respectively. The ongoing KILIMO KWANZA strategy and the development of the Agricultural Sector Development Strategy (ASDS) were largely supported by the World Bank, while the Tanzania Agricultural Productivity Program (TAPP) is funded by USAID.

4.4.6 Zimbabwe

Various institutions ranging from government ministries, international institutions, academic/training, research institutions, NGOs and farmer organisms are involved in the formulation and

implementation of agricultural and youth policy through various mechanisms. Under the Land Reform and Redistribution Program (LRRP) there was poor ministerial co-ordination.

The implementation of policy has been characterized by the involvement of too many ministries and government departments leading to lack of institutional clarity and division of labour between the central government and the Rural District Councils as well as between the RDC and the communities as represented by traditional authority (chiefs and headmen and *osabuku*) that make up the RDC. The weak institutional capacity of the government to implement policies and strategies in an organized and systematic inclusion of youth in the agricultural sector has resulted in many youth preferring to 'go-it-alone'. Essentially, many young people engaged in small to medium scale commercial agricultural projects tend to rely more on their entrepreneurial skills rather than waiting for the government to create the space for them to actively participate in agriculture.

Another interesting outcome refers to the relationship between aid agencies and NGOs and the rural populations that they provide with relief and humanitarian food aid. The effects of relief and humanitarian food aid by agencies/NGOs to rural communities in the drier regions of the country is that it has created a system of localized dependency syndrome, with local communities preferring to wait for humanitarian assistance rather than partake in procreative agricultural activities. In other areas such as Tsholotsho, young people in particular have taken to alternative economic activities such as gold panning. This in effect can be regarded as failure by government and other private enterprises to creatively marry the necessity of drought relief and sustainable agricultural enterprise. Emphasis, training and support for the growing of drought-resistant crops like sorghum and millet on a commercial, wealth creation scale rather than a for subsistence has been lacking.

CHAPTER FIVE: POTENTIAL INVESTMENT PROJECTS IN THE AGRICULTURAL SECTOR VALUE CHAINS FOR YOUTH

5.0 Introduction

One of the specific objectives for this study was for the consultants in each country was to identify gaps and opportunities for developing national youth and agriculture policies within agricultural sector and make appropriate policy decisions. The consultants therefore reported on investment opportunities in the agricultural sector in some of the case study countries. They applied two approaches to diagnosis the entrepreneurial behaviour and competitiveness of the agricultural sector while analyzing the country case studies, namely (i) **cluster development**; and (ii) **value chain analysis**. Noteworthy that cluster development and value chain approaches are not mutually exclusive.

5.1 Value Chains in the Agricultural sector

The concept of value chain describes the full range of activities which are required to bring a product or service from conception, through the different phases of production (involving a combination of physical transformation and the input of various service providers), delivery to final consumers, and final disposal after use. Value chain analysis is important because of the following three reasons; **First**, analysis and identification of core competences will lead agribusiness firms to outsource those functions where it has no distinctive competences. Mapping the flow of inputs-goods and services- in the production chain allows each firm to determine who else's behaviour plays an important role in its success. **Secondly**, it helps in understanding the advantages and disadvantages of firms and countries specializing in production rather than services, and the way in which producers are connected to final markets may influence their ability to gain from participating in different markets. **Thirdly**, it helps to explain the distribution of benefits, particularly income, to those participating in the national or global economy value chain. This makes it easier to identify the policies which can be implemented to enable individual youth producers and countries to increase their share of these gains (Kaplinsky & Morris, 2000).

Several value chains have been identified in the agricultural sector for further strengthening and modernization. These include:

- (1) Seed industry (Cereals, vegetable seed, other germplasm)
- (2) Fertilizer and agrochemicals (e.g., pesticides, compost making)
- (3) Cereals (e.g., maize)
- (4) Pulses (e.g., beans, soya beans)
- (5) Root crops (e.g., cassava, potatoes, etc.)
- (6) Tea in Malawi and South Africa
- (7) Horticulture (e.g., fruits, vegetables, spices, chilies, mushrooms)
- (8) Flowers (domestic and export market)
- (9) Sugarcane
- (10) Cotton / Textile
- (11) Oil crops (e.g., sunflower)
- (12) Nuts (e.g., groundnuts)
- (13) Tobacco
- (14) Emerging crops (e.g., aloe, vanilla)
- (15) Dairy (milk, cheese, yoghurt, biogas) – cattle and goats
- (16) Meat (beef)
- (17) Sheep and goats
- (18) Fisheries (e.g., aquaculture)
- (19) Poultry (e.g., eggs, chicken)
- (20) Bee-keeping (honey)
- (21) Hides/skins – leather
- (22) Emerging livestock (e.g., wild birds)
- (23) Training (e.g., consultancy, leadership, business development skills)
- (24) Irrigated farming (e.g., hydroponics)
- (25) Wood and wood products (e.g., furniture, timber, charcoal)

The youth in partnership with the private sector would be involved in any of these value chains by participating in input supply, farm production, storage and assembly, processing, distribution, and wholesaling and retailing.

5.2 Agricultural clusters for the youth

The concept of 'cluster development' refers to a spatial concentration of vertical or horizontally linked firms engaged in related lines of business together with supporting organizations. The cluster framework offers firms the opportunity to access knowledge, reduce research and development costs, achieve economies of scale, cluster skills and a qualified labour force, solve common utility problems and reduce costs due to geographical proximity and increased interaction with each other. Several clusters can be identified for youth engagement in agriculture including:

Examples of Agricultural Clusters

1. Beef Industry cluster
2. Cotton cluster
3. Dairy cluster
4. Horticulture cluster
5. Maize cluster
6. Marine and/or Inland fisheries
7. Sugar cluster
8. ICT cluster

5.3 Engaging the youth in agriculture

To make agriculture attractive to the youth:

- Demystifying the negative myths about agriculture
- Presenting agriculture as a profitable venture with practical examples of success stories from others citizens including some of the young people (role modelling agriculture)
- Promoting agri-business through availing special agriculture funding for young people engaged in agriculture

- Providing incentives to young people engaged in agriculture e.g. competitive prices for young entrepreneurs engaged in agriculture such as Young Farmers Competition
- Offering preferential treatment for young farmers e.g. water levy, taxation laxity
- Availing market opportunities for young farmers to trade fairly than to be made to compete with seasoned farmers
- Modernising agriculture: Availing and supporting new farming technologies that are efficient, cost saving and not labour intensive
- Providing training opportunities for the youth in new technologies such as conservation agriculture, permaculture, hydroponics and agro-processing
- Recognition and supporting young graduates as potential employees within the agribusiness sector
- Support in establishing and managing a youth network for youth in agriculture

Although there are opportunities for youth engagement in agriculture policy formulation and development, it is necessary but not a sufficient condition for youth involvement. This involvement should be taken to the next level. In order to move the sector to an innovative and modern level, it is recommended that countries must profile investment opportunities and prepare bankable investment projects in each country's agricultural value chains. This should be done by member state governments and private sector, while involving the youth. However, implementation of the projects will only be possible if each country formulated policies; enacted laws and drafted regulations and rules of engagement of the government and private sector in the implementation of the identified investment opportunities.

CHAPTER SIX: CONCLUSIONS AND RECOMMENDATIONS

6.0 Introduction

This study had the specific objectives of

- identifying gaps and opportunities for developing national youth and agriculture policies within agricultural sector and make appropriate policy decisions in six case study countries
- investigate the current participation level and coverage of rural and urban youth in agriculture and their perceptions towards the sector based on the current ever-changing realities in the sector environment including climate change, global rising food prices, Food crisis, emerging demand for bio-fuel, renewed policy attention and other emerging opportunities.
- investigate and assess how the key institutions as well as current tools, and mechanisms as policy instruments available have contributed towards achieving this noble agenda, and,
- opportunities for youth engagement in the agricultural sector value chains as producers, processors, entrepreneurs, employees, consumers and citizens.

Based on data gathered and analyzed from the six case study countries on all the four thematic areas listed above, the following conclusions may be made:

6.2 Conclusions

The studies have revealed that youths in all the six case study countries certainly have a negative perception on agriculture, especially regarding its unattractiveness. They are not aware of the opportunities that exist in the agricultural sector. On the other hand, youths who are involved in agriculture claim that they do not get any support to help them face the challenges they are facing. While there may be no specific policy on Youth and Agriculture,

there is need incentives to be provided in order to encourage new entrepreneurs to start up an agribusiness. It is clear that there is a serious need to attract and involve youths in Agriculture. The findings from the country case study therefore stand to benefit the Youth, Policy makers, CSOs, Private sector institutions, academia, research institutions and donors in the agriculture and youth sector to make informed policy choices and actions in youth economic empowerment and development initiatives through agriculture as a business.

6.3 Recommendations

The following recommendations may be made:

6.3.1 Implement Existing agricultural policies

In order to have a proper programme for youth and agriculture, there should be proper coordination among the different stakeholders involved (banks, training centres, ministries, etc.) so that it is clear for youths about what are the different procedures for benefiting from a scheme/incentive and where they should go at which stage.

6.3.2 Include youth in policy decisions

The youth are the leaders of tomorrow and should be included in decision making and policy decisions. It is therefore recommended that youths are included in committees when policy decisions are being made and their opinions are taken into consideration.

6.3.3 Agriculture in Education system since primary level

To encourage youths in getting into agriculture and to make the sector attractive to them, agriculture should be included in the school curriculum as from primary level. Being involved in gardening and livestock rearing, they will have an interest in agriculture from a very young age and it will not be difficult to attract them in the sector.

6.3.4 Provide incentives targeted to youth

Incentives that are targeted to youth should be provided and most importantly, the direct beneficiaries should be aware of their existence. For example, if loan facilities are provided to

start an agribusiness, students and young graduates from the university or other training centres should be aware of these schemes/incentives.

6.3.5 Improve access land by youth for agricultural projects

It is important to allocate land for youth agricultural projects in rural and urban areas. Therefore there is need to improve land formalization processes in rural and urban areas to enable youth own bankable land.

6.3.6 Better Credit and Finance facility for youth agricultural projects.

Develop an attractive loan or credit package for youth agricultural projects mainly in rural areas. Thus there is need to facilitate formulation of youth farmers cooperatives.

6.3.7 Encourage use of ICTs in agriculture

Traditional farming is seen as unattractive to youths, but today with the use of ICTs along the agricultural value chain (production by hydroponics, access market information through mobile phones, marketing of products using social media etc.) has changed the way agriculture is being practiced. Youths are already interested in ICTs and a more extensive application of ICTs in agriculture would encourage many of them to consider getting in the sector.

6.3.8 Visibility of Schemes/Programmes

It is recommended that all the schemes that are provided to the farming community be published on the Government portal so that all the youths concerned know what is at their disposal and how they can use them.

6.3.9 Increase investment in Agriculture

If there is a will to engage the youths in agriculture, it is high time to invest more in the sector and the CAADP is one way of doing it. Through more investment, more programmes that meet the need of different category of youth in could be designed and implemented and hence there will be a chance that more youths get into agriculture and contribute to the economy of the country and food security, hence reducing the unemployment rate.

6.3.10 Promote leadership in agriculture

Youths in agriculture usually have the feeling that they do not have any support/guidance and they are de-motivated. The introduction of mentorship programmes to guide youths may help them find a ways to make a good living from agriculture.

Finally, the region member countries should use this report as a source of inspiration to accelerate their efforts to achieve the targets set at the meeting. All member states must re-dedicate themselves to increase their efforts to attain or even exceed the meeting targets. It is our common responsibility to face the challenges of converting youth perception that agriculture is a sector that cannot be converted into business cases and the future into reality.

References

References for Mauritius Study

- Addison, J. and Hazareesingh, K. (1984). *A new history of Mauritius, Revised edition*. Macmillan Publishers, London and Basingstoke.
- Anon (2010). *History of the Faculty of Agriculture*. Faculty of agriculture Blog, University of Mauritius. URL: <http://facultyagriculture.blogspot.com/p/faculty-of-agriculture.html> [Accessed on 11th January 2012]
- Anon (2011). *Regional Agricultural Policy: Country Summary Agricultural Policy Review Reports*. SADC Secretariat.
- Anon. (2009). *National Human Resource Development Plan, Executive Summary*. Human Resource Development Council, Mauritius.
- Anon. (2010). *An Overview of the state of Agriculture in Mauritius since 1970's*. Ministry of Agro Industry and Food Security. URL: <http://www.gov.mu/portal/site/moa/menuitem.9664ad5be26e42b8adbea610a0208a0c/> [Accessed on 20th December 2011]
- Anon. (2011). *Statement by Mauritian Delegate on the occasion of the 34th session of Governing Council of IFAD*. International Fund for Agricultural Development. URL: <http://www.ifad.org/events/gc/34/speech/mauritius.htm> [Accessed on 20th November 2011]
- Anon. (2012). *Courses on Agro Industry*. Mauritius Institute of Training and Development. URL: <http://www.mitd.mu/gocourse.php?q=Agro+Industry> [Accessed on 10th January 2012]
- Anon. (2012). *Mauritius Country Brief*. World Bank. URL: <http://web.worldbank.org/WBSITE/EXTERNAL/COUNTRIES/AFRICAEXT/MAURITIUSEXTN/0,,menuPK:381984~pagePK:141132~piPK:141107~theSitePK:381974,00.html> [Accessed on 20th December 2011]
- Anon. (2012). *Rural Poverty in Mauritius*. International Fund For Agricultural Development. URL: <http://www.ruralpovertyportal.org/web/guest/country/home/tags/mauritius> [Accessed on 12th January 2012]
- Boodhoo, N. *et al.* (2008). *Strategic plan 2008-2011*. Food Security Fund Committee, Mauritius.
- Dalla Valle, F. *et al.* (2011). *Youth, Decent Employment and the Comprehensive Africa Agriculture Development Programme (CAADP)*. FAO-ILO-NEPAD.
- Hosenally, N. (2011). *A Training Needs Analysis (TNA) of Extension Officers at the Agricultural Research and Extension Unit (AREU)*. University of Mauritius.
- Manrakhan, J. (1997). *History of Agricultural Research in Mauritius*. Editions de L'Océan Indien, Mauritius.

- Ministry of Agro-Industry and Fisheries. (2008). *Blueprint for a 'Sustainable Diversified Agri Food Strategy for Mauritius 2008-2015*.
- Ministry of Finance & Economic Development (2010). *Digest of Agricultural Statistics*. Central Statistical Office.
- Ministry of Finance & Economic Development (2010). *Digest of Education Statistics*. Central Statistical Office.
- Ministry of Finance & Economic Development (2010). *Mauritius in Figures*. Central Statistical Office.
- Ministry of Finance & Economic Development (2011). *Labour Force, Employment and Unemployment - Third Quarter 2011*. Central Statistics Office.
- Ministry of Youth and Sports (2009). *National Youth Policy 2010 – 2014*. Government Printing Department.
- Mundil, K. (1997). *The importance of the Filiere Approach in Mauritian Agricultural Policy*. University of Mauritius.
- Pye-Smith, C. (2011). *Farming's climate-smart future – Placing Agriculture at the heart of climate-change Policy*. CTA Publication.
- The Montpellier Panel. (2012). *Growth with Resilience: Opportunities in African Agriculture*. London: Agriculture for impact

References for Malawi Study

Agricultural Sector Wide Approach 2010-2015

Booth, D., Cammack, D., Harrigan, J., Kanyongolo, E., Mataure, M. & Ngwira, N. 2006. *Drivers of Change and Development in Malawi*. London: Overseas Development Institute.

Dye, T. R. 1976. *Policy Analysis*. University of Alabama Press

Malawi Growth and Development Strategy I and II (2005-2011, 2011-2016)

National Statistical Office (NSO). (Malawi). 2008. *2008 Population and Housing Census*.

National Youth Council of Malawi – 2010

NCFY Publications. 2007. Positive Youth Development.

<http://www.ncfy.com/publications/ydfactsh.htm>. Downloaded: 2012.3.9

Republican Constitution of Malawi – 1994

UNDP. 2001. *Human Development Report*. New York: Oxford Press.

UNDP. 2005. Malawi Human Development Report. New York: Oxford Press.

References for Zimbabwe Study

Adams, J. 1991. The Rural Labour Market in Zimbabwe. Development and Change 22: 297-320.

Chagutah, T 2011. *Climate Change Vulnerability and Adaptation Preparedness in Southern Africa: Zimbabwe Country Report*. Heinrich Boll Stiftung.

FAO. 2010. *WTO Agreement on Agriculture: The Implementation Experience*. FAO CORPORATE DOCUMENT REPOSITORY. [online- <http://www.fao.org/DOCREP/005/Y4632E/y4632e0y.htm>]

Leavy, J and Smith, S. 2010. *Future farmers: Youth Aspirations, Expectations and Life Choices*. Discussion Paper 013. www.future-agricultures.org

Masiwa, M. 2004. *Land Reform Programme in Zimbabwe: Disparity Between Policy Design and Implementation*, in Land Reform in Zimbabwe. Institute of Development Studies, University of Zimbabwe. Friedrich Ebert Stiftung (Harare).

Ministry of Youth Development, Indigenisation and Empowerment. National youth Policy 2011 (revised). Government of Zimbabwe Printers.

Moyo, S & Yeros, P. 2009. *Zimbabwe Ten Years On: Results and Prospects*, in Concerned Africa Scholars, Bulletin No. 82, Summer 2009.

Moyo, S. 2004. *The Land and Agrarian Question in Zimbabwe*. Paper presented at the conference on 'Agrarian Constraint and Poverty Reduction: Macroeconomic lessons for Africa', Addis Ababa. 17-18 December 2004.

Nyoni, T.S. 2010. The Foreign Policy of a Radicalised State: The Two-Level Games of Zimbabwe's Relations with the IMF (2000-2007), Masters Dissertation, University of Cape Town.

Poulton, C. Davies, R. Matshe, I. & Urey, I. 2002. *A Review of Zimbabwe's Agricultural Economic Policies: 1980-2000*. Imperial College Wye- ADU Working Paper 02/01. Department of

Agricultural Sciences, imperial College at Wye. Department of Economics, University of Zimbabwe.

Raftopoulos, B. 2009. *The Crisis in Zimbabwe*, in *Becoming Zimbabwe: A historic from the Pre-Colonial Period to 1998*. Mlambo, A and Raftopoulos, B (eds.) Institute for Justice and Reconciliation. Weaver Press. Cape Town.

Scoones, I. Marongwe, N. Mavedzenge, B. Mahenehene, J. Murimbarimba, F & Sukume, C. 2010. Zimbabwe's Land Reform: Myths and Realities. Weaver Press. Harare.

Sibanda, L.M. 2011. *Climate Conversations- Enticing Africa's youth to Agriculture*. alertNet. [online- www.trust.org/blogs/climate-conversations/enticing-africas-youth-to-agriculture/]

Te Lintelo, D. 2001. *Youth and Policy Processes*. Future Agricultures, Working Paper 025. [online- www.future-agricultures.org]

United Nations Database. [Online [http://data.un.org/Country Profile.aspx ? crn Name = Zimbabwe](http://data.un.org/CountryProfile.aspx?crn_Name=Zimbabwe)]

Weiner, D. Moyo, S. Munslow, B and O'Keefe, P. 1985. *Land Use and Productivity in Zimbabwe*, in The Journal of Modern African Studies, Vol. 23, N